



NDT Exhibition

Exhibitors (83)

Who's New

NDT Database

Articles, News ...

NDT Web

What's New

NDT Societies

NDT Books

NDT Journals

more ...

NDT Events

MyNDT Forum

Discussions, Jobs ...

MyNDT Colleagues

MyNDT Login

NDT by A-Z

About

Editorial Board

Call for Papers

Advertise

Server Log

e-Journal of NDT
(eJNDT)
ISSN 1435-4934
1996 - 2010
© NDT.net
e-mail

"Open access truly expands shared knowledge across scientific fields - it is the best path for accelerating multi-disciplinary breakthroughs in research."

Open Letter to the US Congress signed by 66 Nobel Prize winners a support letter for the US Federal Research Public Access Act more

The Open Access NDT Database

The Web's Largest Database of Nondestructive Testing (NDT)
Conference Proceedings, Articles, News, Exhibition and a Professional Network Forum.

Main Sponsors



Sponsors



83 NDT Exhibitors

Who's New

- A-Star Training..
- Acoustic Contro..
- Acoustic Emissi..
- Advanced OEM So..
- Airstar Inc..
- Ajat
- AMDATA Products..
- Applus RTD
- Ashtead Technol..
- AT-Automation T..
- AUT Solutions
- Canadian Instit..
- CIMETRIX Ltd
- Contour Dynamic..
- Controle Mesure..
- Cynvus Instrume

Current NDT News



An X-ray legend heads into the third dimension - "Y.MU2000 goes CT"
YXLON International GmbH



Ultrasonic Gantry/squitter Solution for the Evaluation of Jet Engines
Composite Fan Casings
TecScan Systems




A New Corrosion Module Software Available with the EPOCH 600 Ultrasonic
Flaw Detector Provides Simplified Operation in Corrosion Inspection
Applications.
Olympus



Tracer offers versatile C-scan solution
Phoenix Inspection Systems Ltd

Open Access Partners currently cooperating ?



Please use our [NDT.net Exhibition](#) for your product information.
Only with our sponsors' help can we continue to operate this site as a free service.
NDT companies please see our [Advertising Information](#)

MyNDT



Preview Issue Nov 2013

Current Issue Oct 2013



NDT of Concrete state of the Art
UT of Rails, Phased Arrays
and more

Past Issue Sep 2013

JRC-NDE 2012



Proceedings 9th International
Conference on NDE in
Relation to Structural
Integrity for Nuclear and
Pressurized Components ...

Past Issue Aug 2013



SINCE 2013 Proceedings
and more ...

Past Issue July 2013



Journal AE, EWGAE 2008
Proceedings and more ...

Past Issue June 2013



Defektoskopie 2012
Proceedings and more ...

More Issues

**KEIYU NDT SUPPLY CO**

transducer connectors, ultrasonic cables, ultrasonic test blocks,
higher intensity x-ray film viewer, high intensity UV [\[more\]](#)

Database Search

Authors & Institutions

Keywords

Articles & News (13266)
 Years ?
 Languages
 Countries ?
 Method Keyword ?
 Art 2008 (184) ?
 Institutions ?

Check old settings before new Search
 Search in fields and body (full-text)

Whole Doc AND ? Words ?

sorted by Newe: results/page 20

Recently New

•Oct
 -DGZP-THz 2013
 -DGZP-VT 2013
 •Sep
 -JRC-NDE 2012
 •Aug
 -SINCE 2013
 •July
 -Journal AE
 -EWGAE 2008
 •June
 -Defektoskopie 2012
 •more

Art2008

9th International Conference
 Jerusalem, Israel • May 25-30, 2008

9th Int. Conference on NDT of Art 2008 Jerusalem, Israel, May 2008

More of Art 2008: - [Keywords](#) - [Authors](#)

General Test and Conservation (13)

Past Publications: - [Art 1999](#) - [Art 2011](#)

Forthcoming Event: - [11th Int. Conference on Non-Destructive Investigations and Microanalysis for the Diagnostics and Conservation of Cultural and Environmental Heritage - art '14](#)

Search Results: 13

File	Title / Author(s) / Keywords ?	Session	Date
	Binding Materials Designed for Conservation and Restoration of the Mural Painting Support in the Rupestral Churches I. Mohanu ¹ , D. Mohanu ² , I. Gomoiu ² ¹ Ceprocim , Bucharest [Romania] ² National Arts University , Bucharest [Romania]	General Test and Conservation	2008-09
	A New and Improved Cleaning Procedure for the Dead Sea Scrolls K. Rasmussen ¹ , C. Pedersen ¹ , F. Nielsen ¹ , J. Van der Plicht ² , G. Doudna ³ ¹ University of Southern Denmark, Odense M [Denmark] ² Centrum voor Isotopen Onderzoek, Groningen [Netherlands] ³ Doudna, Bellingham, WA [USA] archeology, radiocarbon, Dead Sea Scrolls, Contamination	General Test and Conservation	2008-09
	In Situ Conservation by Cathodic Protection of Cast Iron Findings in Marine Environment C. Bartuli ¹ , R. Petriaggi ² , B. Davidde ² , E. Palmisano ³ , G. Lino ³ ¹ Università di Roma - La Sapienza , Rome [Italy] ² ICR , Rome [Italy] ³ Assessorato Regionale Beni Culturali e Ambientali e P.I., Palermo, Sicilia [Italy] archeology, marine, Metals, cast iron, corrosion testing, hidden corrosion, Oxide Scale, salinity, graphitization, corrosion cathodic protection	General Test and Conservation	2008-09
	Ferruginous Raw Material Sources for Palaeolithic in Poland (Central Europe) ? Provenance Studies: Occurrence, Litostratigraphy and Application J. Tarbaska ¹ , A. Walanus ² , J. Ciesielczuk ³ , L. Samek ² , E. Dutkiewicz ⁴ ¹ Rzeszow University , Rzeszow [Poland] ² University of Mining & Metallurgy , Krakow [Poland] ³ Silesian University, Sosnowiec [Poland] ⁴ Polish Academy of Sciences , Krakow [Poland]	General Test and Conservation	2008-09
	The Architectures of Lucchesian Villas Gardens: Proposal of Conservation Procedure on a Diffused Heritage System L. Bolondi , S. Cassisa IMT Lucca Institute for Advanced Studies, Lucca [Italy] Architecture, artefacts, Cataloguing, Italy, Lucchesian Villas	General Test and Conservation	2008-09
	Daylighting for Museum, A Good Choice? J. Ezrati C2RMF CNRS UMR , Paris [France] Visual and Optical Testing (VT/OT), light measurment, daylighting, art, Preventive conservation, in-situ	General Test and Conservation	2008-09
	The Influence of Air Pollution on Museum Collections A. Ioniuc Moldova, National Complex of Museums Iasi , Iasi [Romania]	General Test and Conservation	2008-09

- | | |
|--|--|
|  Stone Building Envelopes Performance Qualities: The ?Sassi? of Matera (Italy)
A. Guida ¹   ² , F. Fatiguso ²   ² , A. Pagliuca ²  ²
¹ University of Basilicata  ⁵ , Potenza [Italy]
² Polytechnical University of Bari  ⁹ , Bari [Italy]
humidity, civil engineering, Building, stone, condition monitoring, comfort indoor
  | General Test and Conservation 2008-09 |
|  A Non-Destructive Survey of Bratislava Antiphonaries Collection
J. Hanus ¹   ² , M. Ceppan ²   ² , H. Paulusová ³ , M. Durovic ³
¹ Slovak National Archives, Bratislava [Slovakia]
² Slovak University of Technology  ² , Bratislava [Slovakia]
³ National Archives, Prague [Czech Republic]
  | General Test and Conservation 2008-09 |
|  Dead Sea Scrolls in Transit
M. Maggen 
The Israel Museum, Paper Conservation Laboratory, Jerusalem [Israel]
Acoustic Emission (AE), data loggers, embedded sensor, sensor, archeology, heat exchanger, air condition, conservation treatments, moisture, vibration analysis, Israel, research, vibration
  | General Test and Conservation 2008-09 |
|  Evaluation of Anoxic Environments for the Display and Storage of Works of Art on Paper
J. Thomas   ² , A. Lerwill, J. Townsend, S. Hackney
Tate, Millbank, London [United Kingdom]
  | General Test and Conservation 2008-09 |
|  The Hellenic Society of NDT, The Non-Destructive Testing in Greece in Nowadays and the Way that the Ancient Greeks Used the NDT for their Materials Testing in Far Antiquity
I. Prassianakis   ¹⁶
National Technical University of Athen (NTUA)  ⁴⁶ , Athens [Greece]
  | General Test and Conservation 2008-09 |
|  Study of VOC Emissions from New, Aged, and Differently Treated Parchment
I. Cigic ¹   ² , M. Strlic ²   ² , I. Rabin ³   ⁸ , J. Kolar ⁴  ³
¹ University of Ljubljana  ⁷⁰ , Ljubljana [Slovenia]
² University College London  ⁴ , London [United Kingdom]
³ Israel Antiquities Authority  ² , Jerusalem [Israel]
⁴ Morana RTD d.o.o.  ² , Ivancna Gorica [Slovenia]
gas chromatography, solid phase microextraction, art, conservation treatments
  | General Test and Conservation 2008-09 |



Art2008

9th International Conference

Jerusalem, Israel • May 25-30, 2008

AUTHORS' INDEX

[A](#) [B](#) [C](#) [D](#) [E](#) [F](#) [G](#) [H](#) [I](#) [J](#) [K](#) [L](#) [M](#) [N](#) [O](#) [P](#) [Q](#) [R](#) [S](#) [T](#) [U](#) [V](#) [W](#) [X](#) [Y](#) [Z](#)

A

- Aalderink, B.J. [Quantitative Hyperspectral Imaging of Historical Documents: Technique and Applications](#)
- Aceto, M. [A Quantitative XRF Approach to Solve Historical Discussion on Guala Bicchieri Bishop Limosins Enamels](#)
- [An Interdisciplinary, Non-Invasive Study on Ten Manuscripts Coming from the San Colombano Abbey in Bobbio](#)
- Adams, E.C. [Journeys of Our Ancestors: Conservation Science and Collaborative Contributions to Archaeological Research and Material Culture Interpretation](#)
- Admon, U. [Features-of-Interest on Art Objects: Re-location and Micromanipulation for Multiple-Instrument Analyses](#)
- Adriaens, A. [Non-Destructive Analysis and Testing of Museum Objects: An Overview of 5 Years of Research within COST Action G8](#)
- [COST D42 - ENVIART: A European Network in Conservation Research](#)
- [Optically Detected X-Ray Absorption Spectroscopy - A Technique for Monitoring Heritage Metal Surfaces](#)
- Agostino, A. [A Quantitative XRF Approach to Solve Historical Discussion on Guala Bicchieri Bishop Limosins Enamels](#)
- [An Interdisciplinary, Non-Invasive Study on Ten Manuscripts Coming from the San Colombano Abbey in Bobbio](#)
- Albertano, P. [An Investigation into Biodeterioration Caused by Microbial Communities Colonising Artworks in Three Maltese Palaeo-Christian Catacombs](#)
- Albu, L. [Contribution to Evaluation of New Type of Leather to be Used in the Restoration of Historical Objects](#)
- Aldrovandi, A. [Textile Materials: Reference Standards for the Characterisation Using Multispectral Analyses](#)
- Alisi, C. [A Microbiological Survey of the Etruscan Mercareccia Tomb \(Italy\): Contribution of Microorganisms to Deterioration and Restoration](#)
- Almeida, R.M. [Analytical Characterization of Laser Irradiated Pigments](#)
- Aloupi, E. [Examination of an Archaeological Attic Ceramic Fragment by 3D Micro PIXE - a New Analytical Technique for Depth Resolved Elemental Analysis](#)
- Álvarez, A. [Assessment of Timber Structures in Service, by Using Combined Methods of Non-Destructive Testing Together with Traditional Ones](#)
- Alvarez-Lloret, P. [Benefits of Applying Micro X-Ray Diffraction to the Characterization of Artwork](#)
- Andrade, G. [Improved Protection of Paintings during Exhibition, Storage and Transit - PROPAINT \(EU Project FP6, 044254\)](#)
- Angelini, P. [Integrated Surveys for the Analysis of the Deterioration in the Crypt of the Abbey of Montecorona - Italy](#)
- Angheluta, L. [Monitoring and Prediction of Cultural Heritage Artifacts Conservation Status](#)

Antonopoulos, G.	Hyper-Spectral Imaging System with Embedded Spectral Segmentation and Classification Algorithms for the Non-Destructive Analysis of Artworks and Manuscripts: An Application in Paintings by El Greco
Argyriadou, K.	Hyper-Spectral Imaging System with Embedded Spectral Segmentation and Classification Algorithms for the Non-Destructive Analysis of Artworks and Manuscripts: An Application in Paintings by El Greco
Arroyo, E.	Painting Syncretism: A Non-Destructive Analysis of the Badiano Codex XVI Century Colonial Panel Paintings from New Spain: Material Reference Standards and Non-Destructive Analysis for Mexican Retablos
Artioli, D.	Restoration of the Funeral Monument of Pope Sixtus IV by Antonio Pollaiuolo (1493) in the Vatican Basilica: Non Invasive and Microdestructive Analysis - An Operation Protocol Mural Paintings of Ajanta Caves, Part II: Non-Destructive Investigations and Microanalysis on Execution Technique and State of Conservation
Augusto, C.	The Characterization of Verdigris Pigment in Historic Documents - Study of Degradation
B	
Bacci, M.	UV-Vis-NIR Reflectance Spectroscopy of Red Lakes in Paintings
Balas, C.	Hyper-Spectral Imaging System with Embedded Spectral Segmentation and Classification Algorithms for the Non-Destructive Analysis of Artworks and Manuscripts: An Application in Paintings by El Greco
Bamford, S.	Application of X-Ray Emission Techniques in Characterisation of Objects of Cultural Heritage
Barbabetola, N.	A Microbiological Survey of the Etruscan Mercareccia Tomb (Italy): Contribution of Microorganisms to Deterioration and Restoration
Barkai, O.	Pre-Cleaning Identification of Anchors from Tantura F Shipwreck by NDT and DT Methods
Bartoll, J.	The Early Use of Prussian Blue in Paintings
Bartuli, C.	In Situ Conservation by Cathodic Protection of Cast Iron Findings in Marine Environment
Baumann, R.	The Use of Micro-CT in the Study of Archeological Artifacts
Bazeta Gobantes, F.	Classification of the Typologies, Techniques and Materials of the Applied Brocades of the Altarpieces of Gipuzkoa by Means of the Analytical Techniques of Laboratory
Bencs, L.	Atmospheric Particles and Preventive Conservation
Bernath, A.	Identifications, Microanalysis, Evaluations and Diagnosis of an Ethnographical Leather Object
Beven, E.	Analysis of Bronze Artificial Patination by Means of Secondary Ion-Mass Spectrometry
Bezdička, P.	Laboratory Powder X-Ray Microdiffraction - The Use for Pigments and Secondary Salts Identification in Frescoes
Bianco, V.	An Interdisciplinary, Non-Invasive Study on Ten Manuscripts Coming from the San Colombano Abbey in Bobbio
Bibire, C.	Two Early Medieval Parchment Manuscripts - Study of Component Materials Researches Regarding the Sources and Impact of the Atmospheric Pollution and Biodegradation on the Trei Ierarhi Monastery of Iasi
Bicchieri, M.	Inside the Parchment
Biondelli, D.	Painting Layers on Stone: Study of an Early Middle Ages High-Relief
Bison, P.	Investigation of Heritage Building Materials by Non-Destructive Methods

Bisulca, C.	<u>Confocal X-Ray Fluorescence Microscopy for the Analysis of Paintings: Case Study of the Armorer's Shop</u> <u>UV-Vis-NIR Reflectance Spectroscopy of Red Lakes in Paintings</u>
Bloomfield, M	<u>Raman Spectroscopy as a Tool for Historical Object Analysis</u>
Boaretto, E.	<u>Monitoring the Removal of Conservation Substances and Material Quality for Radiocarbon Dating Using Infrared Spectroscopy</u>
Bolondi, L.	<u>The Architectures of Lucchesian Villas Gardens: Proposal of Conservation Procedure on a Diffused Heritage System</u>
Boon, J.J.	<u>Evidence of Chemical Reactivity Using Scanning Electron Microscopy of Seventeenth-Century Oil Paintings</u>
Bordalo, R.	<u>Analytical Characterization of Laser Irradiated Pigments</u>
Botti, L	<u>Study of Some Albumen Photographic Prints</u>
Bottoni, M.	<u>Analysis of Thermodynamic Balance in the Conservation-Maintenance Process on Bronze Monuments Exposed in the Open: The Case of Francesco Messina's "Cavallo Morente"</u>
Boust, C.	<u>Colourants, Pigments and Glazes: Studying Underglaze Decorated Tiles from 19th Century Iran</u>
Brackett, C.	<u>Exploring Russian-American Trade through Comparison of Chemical XRF Signatures of Glass from Colonial Russian Sites in Alaska and the Tal'tsinka Factory in Central Siberia</u>
Bratasz, L.	<u>Climate Induced Response of Painted Wood Surfaces: Monitoring by Laser Techniques</u> <u>Acoustic Emission Sensor for Direct Tracing of Damage in Historic Objects</u>
Bretz, S.	<u>In-Situ Analysis of Corrosion Layers of Historical Glass Objects by 3D Micro-XRF</u>
Brödner, D.	<u>Effects of Emissions of Materials for Wrapping, Transportation and Storage on Stained Glass Windows and on Glass Objects in Show Cases in Museums</u>
Brooker, A.	<u>Raman Spectroscopy as a Tool for Historical Object Analysis</u>
Broshi, M.	<u>The Dead Sea Scrolls - Past and Future</u>
Brozovsky, Jr., J.	<u>An Assessment of the Condition of Timber Structures</u> <u>Determining the Strength of Solid Burnt Bricks in Historical Structures</u>
Brozovsky, J.	<u>Monitoring of Moisture Content in Brickwork with Infrared Thermograph Method</u> <u>Determining the Strength of Solid Burnt Bricks in Historical Structures</u> <u>An Assessment of the Condition of Timber Structures</u> <u>Determination of Thermal Technical Properties of Organic Thermal Insulating Materials Built-in to Historical Buildings</u>
Brunetti, A.	<u>Determination of Gold Leaf Thickness of Pre-Colombian Gilded Copper Objects by Energy-Dispersive X-Ray Fluorescence Spectra</u>
Brunetti, B.G.	<u>MOLAB, A Mobile Facility for Non-Destructive <i>In-Situ</i> Studies of the European Cultural Heritage</u> <u>Vibrational Study on Carbon Dioxide Sieved into the Sodalite B-Cage of Lapis Lazuli</u> <u>A Spectroscopic Non Invasive Study of the Pre-Columbian Cospi Codex</u>
Bruni, S.	<u>Microanalysis Characterization of Ancient Stained Glasses</u>
Buccolieri, A.	<u>Restoration and Conservation of Outdoor Bronze Monuments: Diagnosis and Non-Destructive Investigations</u>
Buccolieri, G.	<u>Restoration and Conservation of Outdoor Bronze Monuments: Diagnosis and Non-Destructive Investigations</u>

Bude, R.	The Use of Radiological Techniques in Archeology
Budrugaec, P.	Physical-Chemical Investigations of the Romanian Historical Parchment from the XVI-XIX Centuries
Bugani, S.	X-Ray Computed Tomography as a Non-Destructive Tool for Stone Conservation X-Ray Microtomography as an Imaging Tool in Cultural Heritage Studies Evaluation of Conservation Treatments for Archaeological Waterlogged Wooden Artefacts
Bugini, R.	Painting Layers on Stone: Study of an Early Middle Ages High-Relief
Bugoi, R.	Micro-SR-XRF and Micro-PIXE Studies for Archaeological Gold Identification
Burakov, V.	Laser Spectrochemical Microanalysis of Archaeological Findings and Pigments from Canvas Paintings
Burnstock, A.	A Comparison of Light Microscopy Techniques with Scanning Electron Microscopy for Imaging the Surface Cleaning of Paintings Analysis of Inorganic Materials from Paintings and Watercolours by Paul Cézanne from the Courtauld Gallery Using Two Methods of Non-Invasive Portable XRF with Light Microscopy and SEM/EDX Spectroscopy
Buzanich, G.	Application of X-Ray Emission Techniques in Characterisation of Objects of Cultural Heritage
C	
Cabrita, E.J.	The Characterization of Verdigris Pigment in Historic Documents - Study of Degradation
Cahaner McManus, N.	Analysis of William Blake's Waterbased Paints on Paper Using Non Invasive Methods
Camaiti, M.	X-Ray Computed Tomography as a Non-Destructive Tool for Stone Conservation
Caner-Saltık, E.N.	Investigation of Heritage Building Materials by Non-Destructive Methods
Capanna, F.	The Mural Paintings of Ajanta Caves, Part I: Documentation on Execution Techniques and State of Conservation Condition Mural Paintings of Ajanta Caves, Part II: Non-Destructive Investigations and Microanalysis on Execution Technique and State of Conservation
Cappabianca, C.	Diagnostic Sonic Investigation on San Giovanni in Laterano Obelisk, Rome Italy, and Tomographic Reconstruction of Same Slides - Project: Technology for Cultural Heritage
Cardell, C.	Benefits of Applying Micro X-Ray Diffraction to the Characterization of Artwork
Carocci, I.	A Diagnostic Analysis of an Outdoor Fresco: The Case of "Santa Maria dei Battuti" of the Conegliano Cathedral
Carotenuto, G.	The Sanctuary of Hera at River Sele Mouth: Non-Destructive Analysis of Archaeological Finds
Carr Porter, D.	The Use of Micro-CT in the Study of Archeological Artifacts
Carvalho, C.	A Non-Destructive Study of the Composition and Manufacturing Technology of Glasses and Enamels on Twentieth Century Portuguese Glass Vases
Casanova, C.	The Characterization of Verdigris Pigment in Historic Documents - Study of Degradation
Caspi, E.N.	Non-Destructive Neutron Diffraction Study of Internal Structure of Archaeological Metal Artifacts from Israel
Cassan, I.	Non-Destructive Analyses for Modern Paintings: The Russian Avant-Garde Case
Cassinelli, P.	Scientific Methodologies to Identify Art Prints
Cassissa, S.	The Architectures of Lucchesian Villas Gardens: Proposal of Conservation Procedure on a Diffused Heritage System

Castellano, A.	<u>Restoration and Conservation of Outdoor Bronze Monuments: Diagnosis and Non-Destructive Investigations</u>
Castronovo, S.	<u>A Quantitative XRF Approach to Solve Historical Discussion on Guala Bicchieri Bishop Limosins Enamels</u>
Cataldo, R.	<u>Integrated Surveys for the Analysis of the Deterioration in the Crypt of the Abbey of Montecorona - Italy</u>
Cavallo, G.	<u>Historical, Microanalytical Evidences and Limits of Non-Invasive Technologies in Studying Gildings on 16th C Wall Paintings</u>
Ceccato, D.	<u>Micro-SR-XRF and Micro-PIXE Studies for Archaeological Gold Identification</u>
Čeppan, M.	<u>A Non-Destructive Survey of Bratislava Antiphonaries Collection</u>
Gerichelli, G.	<u>A Multi-Disciplinary Approach to the Study of an Assemblage of Copper Based Finds Assigned to the Prehistory and Proto-History of Fucino, Abruzzo, Italy</u>
Černič, M.	<u>Non-Destructive Characterization of Paper as a Support of a Gouache Collection</u>
Cesareo, R.	<u>Determination of Gold Leaf Thickness of Pre-Colombian Gilded Copper Objects by Energy-Dispersive X-Ray Fluorescence Spectra</u>
Chen, J.	<u>Optical and Surface Metrology to Study Cultural Heritage: Confocal Topometry Applied to the Surface Study of Photographic Images</u>
Chiantore, O.	<u>Non-Invasive Mid-Infrared Fibre Optic Reflectance Spectroscopy Analysis of Painted Glass Magic Lantern Plates</u>
Chiari, G.	<u>Portable Non-Invasive XRD/XRF Instrument: A New Way of Looking at Objects Surface</u>
Chierotti, M	<u>Deterioration of Dead Sea Scrolls Investigated by Solid State and Unilateral NMR; Effects of Solvents on Collagen-Water System</u>
Chinea-Cano, E.	<u>Application of X-Ray Emission Techniques in Characterisation of Objects of Cultural Heritage</u> <u>Features-of-Interest on Art Objects: Re-location and Micromanipulation for Multiple-Instrument Analyses</u>
Ciesielczuk, J.	<u>Ferruginous Raw Material Sources for Palaeolithic in Poland (Central Europe) - Provenance Studies: Occurrence, Litostratigraphy and Application</u>
Cigic, I.K.	<u>Study of VOC Emissions from New, Aged, and Differently Treated Parchment</u>
Cloetens, P.	<u>X-Ray Computed Tomography as a Non-Destructive Tool for Stone Conservation</u> <u>Evaluation of Conservation Treatments for Archaeological Waterlogged Wooden Artefacts</u>
Cojocaru, V.	<u>Micro-SR-XRF and Micro-PIXE Studies for Archaeological Gold Identification</u>
Colella, M.	<u>Painting Layers on Stone: Study of an Early Middle Ages High-Relief</u>
Colomban, P.	<u>The Study of the Capodimonte Production: An Occasion for the Proposal of a Raman Database for Ancient Porcelains</u>
Colombini, M.P.	<u>Evaluation of Conservation Treatments for Archaeological Waterlogged Wooden Artefacts</u>
Colombini, P.	<u>Improved Protection of Paintings during Exhibition, Storage and Transit - PROPAINT (EU Project FP6, 044254)</u>
Coluccia, S.	<u>Deterioration of Dead Sea Scrolls Investigated by Solid State and Unilateral NMR; Effects of Solvents on Collagen-Water System</u> <u>Dead Sea Scrolls: Materials Characterisation by Means of IR-ERS and Synchrotron Based μ-FTIR Spectroscopy</u>
Comelli, A.	<u>Integrated Hyperspectral and Time Resolved Fluorescence Imaging Combined with Statistical Data Analysis: Diagnostic Investigations of Wall Paintings</u>

Comelli, D.	<u>Integrated Hyperspectral and Time Resolved Fluorescence Imaging Combined with Statistical Data Analysis: Diagnostic Investigations of Wall Paintings</u>
Constantinescu, B.	<u>Micro-SR-XRF and Micro-PIXE Studies for Archaeological Gold Identification</u>
Conti, S.	<u>Textile Materials: Reference Standards for the Characterisation Using Multispectral Analyses</u>
Cornale, P.	<u>A Survey on the Polychromy and Previous Treatments of the XIV Century Marble Arca Avoscano in the Belluno Cathedral (IT)</u>
Coutinho, I.	<u>A Non-Destructive Study of the Composition and Manufacturing Technology of Glasses and Enamels on Twentieth Century Portuguese Glass Vases</u>
Cremisini, C.	<u>A Microbiological Survey of the Etruscan Mercareccia Tomb (Italy): Contribution of Microorganisms to Deterioration and Restoration</u>
Crivello, F.	<u>An Interdisciplinary, Non-Invasive Study on Ten Manuscripts Coming from the San Colombano Abbey in Bobbio</u>
Cubeddu, R.	<u>Integrated Hyperspectral and Time Resolved Fluorescence Imaging Combined with Statistical Data Analysis: Diagnostic Investigations of Wall Paintings</u>
Curteis, T.	<u>Understanding the Decay of 14th Century Magnesien Limestone Carvings in Yorkshire, UK</u>
Cushman, M.	<u>Confocal X-Ray Fluorescence Microscopy for the Analysis of Paintings: Case Study of the Armorer's Shop</u>
Cvikel, C.	<u>Pre-Cleaning Identification of Muskets from Akko 1 Shipwreck by NDT and DT Methods</u>
Czop, J.	<u>Improved Protection of Paintings during Exhibition, Storage and Transit - PROPAINT (EU Project FP6, 044254)</u>

D

D'Ercoli, G.	<u>Restoration and Conservation of Outdoor Bronze Monuments: Diagnosis and Non-Destructive Investigations</u>
Dahlin, E.	<u>Improved Protection of Paintings during Exhibition, Storage and Transit - PROPAINT (EU Project FP6, 044254)</u>
Daudin, M.	<u>A Comparison of Light Microscopy Techniques with Scanning Electron Microscopy for Imaging the Surface Cleaning of Paintings</u>
Daveri, A.	<u>Monitoring Cleaning Procedures through Non-Invasive Measurements: A Case Study</u> <u>Vibrational Study on Carbon Dioxide Sieved into the Sodalite B-Cage of Lapis Lazuli</u>
Davidde, B.	<u>In Situ Conservation by Cathodic Protection of Cast Iron Findings in Marine Environment</u>
de Bruin, G.	<u>Quantitative Hyperspectral Imaging of Historical Documents: Technique and Applications</u>
De Cesare, G.	<u>Monitoring Cleaning Procedures through Non-Invasive Measurements: A Case Study</u>
De Fino, M.	<u>Laser Vibrometry for Damage Identification in Historical Buildings</u>
de la Paz, F.	<u>Non-Destructive XRF Analysis of Pigments in a 15th Century Panel Painting</u>
De Tommasi, G.	<u>Laser Vibrometry for Damage Identification in Historical Buildings</u>
Deciu, C.	<u>Monitoring and Prediction of Cultural Heritage Artifacts Conservation Status</u> <u>Comparative Study of Slowly Damage Surface</u>
Deforce, D.	<u>Tryptic Peptide Analysis of Protein Binders in Works of Art by Liquid Chromatography - Tandem Mass Spectrometry</u>
Demartini, C.C.	<u>Tempering Effect in Ceramics Chemical Analysis by INAA</u>
Deselnicu, V.	<u>Contribution to Evaluation of New Type of Leather to be Used in the Restoration of Historical Objects</u>

Deutsch, F.	<u>Micro-Chemical Analysis of Air Pollutants for Preventive Conservation Research</u>
Dhaenens, M.	<u>Tryptic Peptide Analysis of Protein Binders in Works of Art by Liquid Chromatography - Tandem Mass Spectrometry</u>
Di Castro, D.	<u>The Ascarelli Crown in Rome's Jewish Museum, Historical and Artistic Considerations and Non-Invasive EDXRF Diagnostic Investigations</u>
Diaconescu, R.	<u>Researches Regarding the Sources and Impact of the Atmospheric Pollution and Biodegradation on the Trei Ierarhi Monastery of Iasi</u>
Doehne, E.	<u>Understanding the Decay of 14th Century Magnesian Limestone Carvings in Yorkshire, UK</u>
Dominici, D.	<u>A Spectroscopic Non Invasive Study of the Pre-Columbian Cospi Codex</u>
Doudna, G.	<u>A New and Improved Cleaning Procedure for the Dead Sea Scrolls</u>
Dovnar-Zapolskaya, E.	<u>Laser Spectrochemical Microanalysis of Archaeological Findings and Pigments from Canvas Paintings</u>
Dowsett, M.	<u>Optically Detected X-Ray Absorption Spectroscopy - A Technique for Monitoring Heritage Metal Surfaces</u>
Drabych, O.	<u>Novel Spectral and High Order Spectral Time-Frequency Nonlinear Technologies for Early Damage Detection</u>
Dragomir, V.	<u>Monitoring and Prediction of Cultural Heritage Artifacts Conservation Status</u>
Dupont, A.L.	<u>Analysis of VOC from Paper and Macromolecular Characterisation of Cellulose: An Integrated Approach to Paper Degradation</u>
Đurovič, M.	<u>A Non-Destructive Survey of Bratislava Antiphonaries Collection</u>
Dutkiewicz, E.	<u>Ferruginous Raw Material Sources for Palaeolithic in Poland (Central Europe) - Provenance Studies: Occurrence, Litostratigraphy and Application</u>

E

Egasse, C.	<u>Analysis of VOC from Paper and Macromolecular Characterisation of Cellulose: An Integrated Approach to Paper Degradation</u>
Ene, D.	<u>Monitoring and Prediction of Cultural Heritage Artifacts Conservation Status</u> <u>Comparative Study of Slowly Damage Surface</u>
Epitropou, G.	<u>Hyper-Spectral Imaging System with Embedded Spectral Segmentation and Classification Algorithms for the Non-Destructive Analysis of Artworks and Manuscripts: An Application in Paintings by El Greco</u>
Ettegui, H.	<u>Non-Destructive Neutron Diffraction Study of Internal Structure of Archaeological Metal Artifacts from Israel</u>
Ezrati, J.J.	<u>Two Non-Invasive Techniques for the Study of the Surface of Cultural Heritage Objects: Optical Measurement of Micro-Roughness and Backscattering Spectro-Colorimetry</u> <u>Daylighting for Museum, A Good Choice?</u>

F

Fabbri, B.	<u>The Study of the Capodimonte Production: An Occasion for the Proposal of a Raman Database for Ancient Porcelains</u>
Fabretti, G.	<u>Analysis of Thermodynamic Balance in the Conservation-Maintenance Process on Bronze Monuments Exposed in the Open: The Case of Francesco Messina's "Cavallo Morente"</u>
Falcón, T.	<u>Painting Syncretism: A Non-Destructive Analysis of the Badiano Codex</u> <u>XVI Century Colonial Panel Paintings from New Spain: Material Reference Standards and Non-Destructive Analysis for Mexican Retablos</u>

Fassina, V.	<u>A Diagnostic Analysis of an Outdoor Fresco: The Case of “Santa Maria dei Battuti” of the Conegliano Cathedral</u> <u>European Technical Committee 346 - Conservation of Cultural Property - Updating of the Activity After a Three Year Period</u> <u>A Survey on the Polychromy and Previous Treatments of the XIV Century Marble Arca Avoscano in the Belluno Cathedral (IT)</u>
Fatiguso, F.	<u>Stone Building Envelopes Performance Qualities: The “Sassi” of Matera (Italy)</u>
Ferrara, B.	<u>The Sanctuary of Hera at River Sele Mouth: Non-Destructive Analysis of Archaeological Finds</u>
Ferro, D.	<u>Restoration of the Funeral Monument of Pope Sixtus IV by Antonio Pollaiolo (1493) in the Vatican Basilica: Non Invasive and Microdestructive Analysis - An Operation Protocol</u> <u>Study of Some Albumen Photographic Prints</u>
Franco, M.	<u>The Sanctuary of Hera at River Sele Mouth: Non-Destructive Analysis of Archaeological Finds</u>
Fremout, W.	<u>Tryptic Peptide Analysis of Protein Binders in Works of Art by Liquid Chromatography - Tandem Mass Spectrometry</u>
Fuesers, O.	<u>The Influence of Organic Solvents on the Mechanical Properties of Alkyd and Oil Paint</u>
G	
Gabrielli, N.	<u>Restoration of the Funeral Monument of Pope Sixtus IV by Antonio Pollaiolo (1493) in the Vatican Basilica: Non Invasive and Microdestructive Analysis - An Operation Protocol</u>
Gavrilov, D.	<u>Infrared Methods in Noninvasive Inspection of Artwork</u> <u>Modern Non-Destructive Physical Methods for Paintings Testing and Evaluation</u>
Gawel, A.	<u>Ferruginous Raw Material Sources for Palaeolithic in Poland - Promising Results of Provenance Studies</u>
Geba, M.	<u>Two Early Medieval Parchment Manuscripts - Study of Component Materials</u> <u>Researches Regarding the Sources and Impact of the Atmospheric Pollution and Biodegradation on the Trei Ierarhi Monastery of Iasi</u> <u>Contribution to Evaluation of New Type of Leather to be Used in the Restoration of Historical Objects</u>
Gelman, L.	<u>Novel Spectral and High Order Spectral Time-Frequency Nonlinear Technologies for Early Damage Detection</u>
Georgakilas, A.	<u>Hyper-Spectral Imaging System with Embedded Spectral Segmentation and Classification Algorithms for the Non-Destructive Analysis of Artworks and Manuscripts: An Application in Paintings by El Greco</u>
Georgakilas, N.	<u>Hyper-Spectral Imaging System with Embedded Spectral Segmentation and Classification Algorithms for the Non-Destructive Analysis of Artworks and Manuscripts: An Application in Paintings by El Greco</u>
Giaccaria, A.	<u>An Interdisciplinary, Non-Invasive Study on Ten Manuscripts Coming from the San Colombano Abbey in Bobbio</u>
Giachi, G.	<u>Evaluation of Conservation Treatments for Archaeological Waterlogged Wooden Artefacts</u>
Gianoncelli, A.	<u>Non-Destructive Analyses for Modern Paintings: The Russian Avant-Garde Case</u>
Gigante, G.E.	<u>Restoration of the Funeral Monument of Pope Sixtus IV by Antonio Pollaiolo (1493) in the Vatican Basilica: Non Invasive and Microdestructive Analysis - An Operation Protocol</u>
Gil, L.	<u>Assessment of Timber Structures in Service, by Using Combined Methods of Non-Destructive Testing Together with Traditional Ones</u>

Giovagnoli, A.	<u>The Mural Paintings of Ajanta Caves, Part I: Documentation on Execution Techniques and State of Conservation Condition</u>
	<u>Mural Paintings of Ajanta Caves, Part II: Non-Destructive Investigations and Microanalysis on Execution Technique and State of Conservation</u>
Giurginca, M.	<u>Study of the Effect of Laser Cleaning on Collagenous Structures</u>
	<u>Physical-Chemical Investigations of the Romanian Historical Parchment from the XVI-XIX Centuries</u>
Gobetto, R.	<u>Deterioration of Dead Sea Scrolls Investigated by Solid State and Unilateral NMR; Effects of Solvents on Collagen-Water System</u>
Godoi, R.	<u>Micro-Chemical Analysis of Air Pollutants for Preventive Conservation Research</u>
Gomoiu, I.	<u>State of Conservation in a Rupestrian Church - Case Study the Stone Ravens, Romania</u>
	<u>Researches in Churches from Grigorie Decapolitul Cave, Bistrita District, Romania</u>
	<u>Binding Materials Designed for Conservation and Restoration of the Mural Painting Support in the Rupestral Churches</u>
González, C.	<u>Painting Syncretism: A Non-Destructive Analysis of the Badiano Codex</u>
Góra, M.	<u>Optical Coherence Tomography for Non-Destructive Investigations of Structure of Objects of Art</u>
Gottlieb, J.J.	<u>Pre-Cleaning Identification of Muskets from Akko 1 Shipwreck by NDT and DT Methods</u>
	<u>Pre-Cleaning Identification of Anchors from Tantura F Shipwreck by NDT and DT Methods</u>
Grambole, D.	<u>Micro-SR-XRF and Micro-PIXE Studies for Archaeological Gold Identification</u>
Greco, G.	<u>The Sanctuary of Hera at River Sele Mouth: Non-Destructive Analysis of Archaeological Finds</u>
Greiner-Wronowa, E.	<u>Thermovision as a Complementary Method for Analyses: Museum Parameters for the Preservation of Glass Objects</u>
Griesser, M.	<u>Application of X-Ray Emission Techniques in Characterisation of Objects of Cultural Heritage</u>
Griggs, C.	<u>Confocal X-Ray Fluorescence Microscopy for the Analysis of Paintings: Case Study of the Armorer's Shop</u>
Grinzato, E.	<u>Investigation of Heritage Building Materials by Non-Destructive Methods</u>
Grlj, N.	<u>Examination of an Archaeological Attic Ceramic Fragment by 3D Micro PIXE - a New Analytical Technique for Depth Resolved Elemental Analysis</u>
Grøntoft, T.	<u>Improved Protection of Paintings during Exhibition, Storage and Transit - PROPAINT (EU Project FP6, 044254)</u>
Gross, A.	<u>Light Element Mapping by μXRF Spectrometry</u>
Grötzsch, D.	<u>Imaging of Elemental Distribution in Archaeometric Objects with 3D Micro X-Ray Fluorescence Spectroscopy</u>
Grube, O.	<u>Infrared Methods in Noninvasive Inspection of Artwork</u>
Guida, A.	<u>The "Palombaro" ("Sassi" of Matera, Italy): The Interaction between Water and Construction Materials</u>
	<u>Stone Building Envelopes Performance Qualities: The "Sassi" of Matera (Italy)</u>
Guida, G.	<u>Restoration of the Funeral Monument of Pope Sixtus IV by Antonio Pollaiuolo (1493) in the Vatican Basilica: Non Invasive and Microdestructive Analysis - An Operation Protocol</u>

Guido, S.	Restoration of the Funeral Monument of Pope Sixtus IV by Antonio Pollaiuolo (1493) in the Vatican Basilica: Non Invasive and Microdestructive Analysis - An Operation Protocol
Gulotta, D.	Integrated Hyperspectral and Time Resolved Fluorescence Imaging Combined with Statistical Data Analysis: Diagnostic Investigations of Wall Paintings
Guttmann, M.	Less Funds for NDT: What Should We Do Now? Identifications, Microanalysis, Evaluations and Diagnosis of an Ethnographical Leather Object
H	
Häärä, A.	NMR and Mechanical Studies of the Weather Resistance of UP Resins, Modern Contemporary Art Materials
Hackney, S.	Evaluation of Anoxic Environments for the Display and Storage of Works of Art on Paper
Hahn, O.	Influence of Restoration Treatments on the Chemical Composition of Historical Iron Gall Inks Non-Destructive Investigation of the Dead Sea Scrolls Dead Sea Scrolls: Materials Characterisation by Means of IR-ERS and Synchrotron Based μ-FTIR Spectroscopy In-Situ Analysis of Corrosion Layers of Historical Glass Objects by 3D Micro-XRF
Hanus, J.	A Non-Destructive Survey of Bratislava Antiphonaries Collection
Havermans, J.	COST D42 - ENVIART: A European Network in Conservation Research
Hernández, E.	Painting Syncretism: A Non-Destructive Analysis of the Badiano Codex XVI Century Colonial Panel Paintings from New Spain: Material Reference Standards and Non-Destructive Analysis for Mexican Retablos
Herrmann, F.	Micro-SR-XRF and Micro-PIXE Studies for Archaeological Gold Identification
Höhn, Y.	Imaging of Elemental Distribution in Archaeometric Objects with 3D Micro X-Ray Fluorescence Spectroscopy
Homem, P.M.	Silver Tarnishing: Do Real Contexts Validate Model?
Howe, R.F.	Micro-Analytical Study of the Mordant Gilding Technique in Three Post-Byzantine Churches in Thessalia, Greece
Hradil, D.	Laboratory Powder X-Ray Microdiffraction - The Use for Pigments and Secondary Salts Identification in Frescoes Hand-Held XRF for the Preliminary Screening of Early Romanesque Frescoes in Slovakia
Hradilová, J.	Hand-Held XRF for the Preliminary Screening of Early Romanesque Frescoes in Slovakia
Hynek, R.	Analysis of Art Objects Using Mass Spectrometry
I	
Ibarra-Castanedo, C.	Infrared Methods in Noninvasive Inspection of Artwork
Impagliazzo, G.	Study of Some Albumen Photographic Prints
Ioanid, A.	Evaluation of Treatment Effects in Cold Plasma Applied in the Conservation Process of Cultural Heritage Objects through Scanning Electron Microscopy
Ioanid, E.G.	Evaluation of Treatment Effects in Cold Plasma Applied in the Conservation Process of Cultural Heritage Objects through Scanning Electron Microscopy
Ioanid, G.	Evaluation of the Effect of High Frequency Plasma in the Conservation Treatments of Cultural Heritage Items with Organic Support

Ioelle, M.	Mural Paintings of Ajanta Caves, Part II: Non-Destructive Investigations and Microanalysis on Execution Technique and State of Conservation
Ioniuc, A.	Two Early Medieval Parchment Manuscripts - Study of Component Materials Contribution to Evaluation of New Type of Leather to be Used in the Restoration of Historical Objects The Influence of Air Pollution on Museum Collections
Iwanicka, M.	Optical Coherence Tomography for Non-Destructive Investigations of Structure of Objects of Art
J	
Jakiela, S.	Acoustic Emission Sensor for Direct Tracing of Damage in Historic Objects
Janssens, K.	X-Ray Computed Tomography as a Non-Destructive Tool for Stone Conservation X-Ray Microtomography as an Imaging Tool in Cultural Heritage Studies Evaluation of Conservation Treatments for Archaeological Waterlogged Wooden Artefacts
Jolidon, Y.	In-Situ Analysis of Corrosion Layers of Historical Glass Objects by 3D Micro-XRF
Jones, G.K.C.	Optically Detected X-Ray Absorption Spectroscopy - A Technique for Monitoring Heritage Metal Surfaces
Joosten, I.	A Comparison of Light Microscopy Techniques with Scanning Electron Microscopy for Imaging the Surface Cleaning of Paintings
K	
Kahanov, Y.	Pre-Cleaning Identification of Muskets from Akko 1 Shipwreck by NDT and DT Methods Pre-Cleaning Identification of Anchors from Tantura F Shipwreck by NDT and DT Methods
Kahrim, K.	Monitoring Cleaning Procedures through Non-Invasive Measurements: A Case Study
Kaiser, B.	Using XRF for Semi-Quantitative Analysis in a Study of Delaminating Paint
Kanngießer, B.	Influence of Restoration Treatments on the Chemical Composition of Historical Iron Gall Inks Imaging of Elemental Distribution in Archaeometric Objects with 3D Micro X-Ray Fluorescence Spectroscopy In-Situ Analysis of Corrosion Layers of Historical Glass Objects by 3D Micro-XRF Non-Destructive Investigation of the Dead Sea Scrolls Examination of an Archaeological Attic Ceramic Fragment by 3D Micro PIXE - a New Analytical Technique for Depth Resolved Elemental Analysis
Kapatou, E.	An Electrical Resistance Monitor Study of the Post-Excavation Corrosion of Archaeological Iron
Kaplan, A.	A New Scientific Methodology for Provenancing and Authentication of 20th Century Photographs: Non-Destructive Approach
Karapanagiotis, I.	Super-Hydrophobic Polymer/Nanoparticle Composites for the Protection of Marble Monuments Analytical Investigation of the Painting Techniques Used in Icons of the Cretan School of Iconography Ecclesiastical Garments of Mount Athos: History, Typology and Colouring Matters
Karaszkiwicz, P.	Optical Coherence Tomography for Non-Destructive Investigations of Structure of Objects of Art
Karydas, A.G.	Examination of an Archaeological Attic Ceramic Fragment by 3D Micro PIXE - a New Analytical Technique for Depth Resolved Elemental Analysis

Karydis, C.	Ecclesiastical Garments of Mount Athos: History, Typology and Colouring Matters
Katsibiri, O.	Micro-Analytical Study of the Mordant Gilding Technique in Three Post-Byzantine Churches in Thessalia, Greece
Keheyian, Y.	Some Observations on Armenian Papers and Their Conservation: Study of Microclimate Parameters and Morphology
Keller, A.	Textile Materials: Reference Standards for the Characterisation Using Multispectral Analyses
Kessler, I.	Biological Control of Anobium Punctatum in Infested Books, Using the Parasitoid Lariophagus Distinguendus
Kiris, V.	Laser Spectrochemical Microanalysis of Archaeological Findings and Pigments from Canvas Paintings
Klein, M.E.	Quantitative Hyperspectral Imaging of Historical Documents: Technique and Applications
Kleinberger, O.	Portable X-Ray in the Service of Art
Kleyman, J.	Exploring Russian-American Trade through Comparison of Chemical XRF Signatures of Glass from Colonial Russian Sites in Alaska and the Tal'tsinka Factory in Central Siberia
	Conservation Treatment and Authentication of Paintings with Handheld XRF Analyzers
Klyachkovskaya, A.	Laser Spectrochemical Microanalysis of Archaeological Findings and Pigments from Canvas Paintings
Knuutinen, U.	Ion Chromatography - A Useful Non-Destructive Tool for Monitoring Aqueous Conservation Treatments of Cellulose Materials
	NMR and Mechanical Studies of the Weather Resistance of UP Resins, Modern Contemporary Art Materials
Kodicek, M.	Analysis of Art Objects Using Mass Spectrometry
Kolar, J.	NIR Spectroscopy and Chemometrics for Non-Destructive Characterisation of Historical Paper
	Study of VOC Emissions from New, Aged, and Differently Treated Parchment
Kontozova, V.	Atmospheric Particles and Preventive Conservation
Kontozova-Deutsch, V.	Micro-Chemical Analysis of Air Pollutants for Preventive Conservation Research
Koren, Z.C.	Non-Destructive vs. Microchemical Analyses: The Case of Dyes and Pigments
Kos, M.	Authentication of 18th Century Creamware
Kotulanová, E.	Laboratory Powder X-Ray Microdiffraction - The Use for Pigments and Secondary Salts Identification in Frescoes
Kotulanová, E.	Hand-Held XRF for the Preliminary Screening of Early Romanesque Frescoes in Slovakia
Koudryashov, V.I.	Absolute Measurement of the Coating Thickness with the Use of ED XRF Spectrometer
Kozlowski, R.	Climate Induced Response of Painted Wood Surfaces: Monitoring by Laser Techniques
	Acoustic Emission Sensor for Direct Tracing of Damage in Historic Objects
Kramar, S.	Deterioration Phenomena of Black Limestone Exposed to Indoor Environment
Krata, A.	Atmospheric Particles and Preventive Conservation
Križnar, A.	Non-Destructive XRF Analysis of Pigments in a 15th Century Panel Painting
Kuckova, S.	Analysis of Art Objects Using Mass Spectrometry
Kunzelman, D.	UV-Vis-NIR Reflectance Spectroscopy of Red Lakes in Paintings
Kwiatkowska, E.	Optical Coherence Tomography for Non-Destructive Investigations of Structure of Objects of Art

L

- Laitinen, K. [NMR and Mechanical Studies of the Weather Resistance of UP Resins, Modern Contemporary Art Materials](#)
- Lambarth, S. [Determining the Stability and Durability of Archaeological Materials](#)
- Lange, K. [Heat-Induced Modification of Marine Shells Used as Personal Ornaments at the Prehistoric Site of Franchthi Cave, Greece: First Results of a Multianalytical Approach](#)
- Lasyk, L. [Climate Induced Response of Painted Wood Surfaces: Monitoring by Laser Techniques](#)
- Lattuati-Derieux, A. [Analysis of VOC from Paper and Macromolecular Characterisation of Cellulose: An Integrated Approach to Paper Degradation](#)
- Leppilahti, T. [Ion Chromatography - A Useful Non-Destructive Tool for Monitoring Aqueous Conservation Treatments of Cellulose Materials](#)
- Lerwill, A. [Evaluation of Anoxic Environments for the Display and Storage of Works of Art on Paper](#)
- Leucci, G. [Integrated Surveys for the Analysis of the Deterioration in the Crypt of the Abbey of Montecorona - Italy](#)
- Levy, Y. [XRF Analysis of Ribbed Daggers from the M.B.II 'Warrior' Tombs in the Cemetery of Rishon Le-Zion, Israel](#)
- Lichtblau, D. [NIR Spectroscopy and Chemometrics for Non-Destructive Characterisation of Historical Paper](#)
- Lima, A.M. [A Non-Destructive Study of the Composition and Manufacturing Technology of Glasses and Enamels on Twentieth Century Portuguese Glass Vases](#)
- Lino, G. [In Situ Conservation by Cathodic Protection of Cast Iron Findings in Marine Environment](#)
- López Cáceres, M. [Painting Syncretism: A Non-Destructive Analysis of the Badiano Codex](#)
- López, V. [Assessment of Timber Structures in Service, by Using Combined Methods of Non-Destructive Testing Together with Traditional Ones](#)
- Lühl, L. [Imaging of Elemental Distribution in Archaeometric Objects with 3D Micro X-Ray Fluorescence Spectroscopy](#)
- Lukomski, M. [Climate Induced Response of Painted Wood Surfaces: Monitoring by Laser Techniques](#)
[Acoustic Emission Sensor for Direct Tracing of Damage in Historic Objects](#)
- Luprano, V. [Diagnostic Sonic Investigation on San Giovanni in Laterano Obelisk, Rome Italy, and Tomographic Reconstruction of Same Slides - Project: Technology for Cultural Heritage](#)
- Lyon, S.B. [An Electrical Resistance Monitor Study of the Post-Excavation Corrosion of Archaeological Iron](#)

M

- Maev, R. [Infrared Methods in Noninvasive Inspection of Artwork](#)
[Modern Non-Destructive Physical Methods for Paintings Testing and Evaluation](#)
- Maeva, A. [Modern Non-Destructive Physical Methods for Paintings Testing and Evaluation](#)
- Maeva, E. [Infrared Methods in Noninvasive Inspection of Artwork](#)
- Maggen, M. [Dead Sea Scrolls in Transit](#)
- Maier, S.S. [Contribution to Evaluation of New Type of Leather to be Used in the Restoration of Historical Objects](#)
- Maino, G. [Microanalysis Characterization of Ancient Stained Glasses](#)
- Maldague, X. [Infrared Methods in Noninvasive Inspection of Artwork](#)
- Malykh, I.I. [Absolute Measurement of the Coating Thickness with the Use of ED XRF Spectrometer](#)

Malzer, W.	<u>Influence of Restoration Treatments on the Chemical Composition of Historical Iron Gall Inks</u> <u>Imaging of Elemental Distribution in Archaeometric Objects with 3D Micro X-Ray Fluorescence Spectroscopy</u> <u>In-Situ Analysis of Corrosion Layers of Historical Glass Objects by 3D Micro-XRF</u> <u>Examination of an Archaeological Attic Ceramic Fragment by 3D Micro PIXE - a New Analytical Technique for Depth Resolved Elemental Analysis</u> <u>Non-Destructive Investigation of the Dead Sea Scrolls</u>
Mancilla, L.	<u>XVI Century Colonial Panel Paintings from New Spain: Material Reference Standards and Non-Destructive Analysis for Mexican Retablos</u>
Manea, D.V.	<u>Two Early Medieval Parchment Manuscripts - Study of Component Materials</u>
Manoudis, P.	<u>Super-Hydrophobic Polymer/Nanoparticle Composites for the Protection of Marble Monuments</u>
Mantella, G.	<u>Restoration of the Funeral Monument of Pope Sixtus IV by Antonio Pollaiuolo (1493) in the Vatican Basilica: Non Invasive and Microdestructive Analysis - An Operation Protocol</u>
Mantouvalou, I.	<u>Imaging of Elemental Distribution in Archaeometric Objects with 3D Micro X-Ray Fluorescence Spectroscopy</u> <u>In-Situ Analysis of Corrosion Layers of Historical Glass Objects by 3D Micro-XRF</u> <u>Non-Destructive Investigation of the Dead Sea Scrolls</u>
Mantzouris, D.	<u>Analytical Investigation of the Painting Techniques Used in Icons of the Cretan School of Iconography</u>
Maor, Y.	<u>Using XRF for Semi-Quantitative Analysis in a Study of Delaminating Paint</u>
Marabelli, M.	<u>Improvements of NDT in Testing Mural Paintings and Bronzes for Restoration</u> <u>Restoration and Conservation of Outdoor Bronze Monuments: Diagnosis and Non-Destructive Investigations</u>
Maracineanu, W.	<u>Monitoring and Prediction of Cultural Heritage Artifacts Conservation Status</u> <u>Religious Polychrome Wood Objects Investigated/Restored Using Photonic Techniques</u>
Marcelli, I.M.	<u>The Conservation of Outdoor Bronze Monuments: The Restoration Project for the Monumento ai Mille by Eugenio Baroni (1915) Genoa-Quarto dei Mille</u>
Marcelli, M.	<u>Analysis of Thermodynamic Balance in the Conservation-Maintenance Process on Bronze Monuments Exposed in the Open: The Case of Francesco Messina's "Cavallo Morente"</u>
Marcone, A.	<u>Mural Paintings of Ajanta Caves, Part II: Non-Destructive Investigations and Microanalysis on Execution Technique and State of Conservation</u>
Marcone, A.M.	<u>The Mural Paintings of Ajanta Caves, Part I: Documentation on Execution Techniques and State of Conservation Condition</u>
Mariottini, M.	<u>Mural Paintings of Ajanta Caves, Part II: Non-Destructive Investigations and Microanalysis on Execution Technique and State of Conservation</u>
Markowicz, A.	<u>Application of X-Ray Emission Techniques in Characterisation of Objects of Cultural Heritage</u>
Marras, L.	<u>Scientific Methodologies to Identify Art Prints</u>
Martin, G.	<u>Colourants, Pigments and Glazes: Studying Underglaze Decorated Tiles from 19th Century Iran</u>
Martra, G.	<u>Deterioration of Dead Sea Scrolls Investigated by Solid State and Unilateral NMR; Effects of Solvents on Collagen-Water System</u>
Mascelloni, M.L.	<u>A Multi-Disciplinary Approach to the Study of an Assemblage of Copper Based Finds Assigned to the Prehistory and Proto-History of Fucino, Abruzzo, Italy</u>

Masic, A.	<u>Features-of-Interest on Art Objects: Re-location and Micromanipulation for Multiple-Instrument Analyses</u>
	<u>Non-Destructive Investigation of the Dead Sea Scrolls</u>
	<u>Deterioration of Dead Sea Scrolls Investigated by Solid State and Unilateral NMR; Effects of Solvents on Collagen-Water System</u>
	<u>Dead Sea Scrolls: Materials Characterisation by Means of IR-ERS and Synchrotron Based μ-FTIR Spectroscopy</u>
Mass, J.	<u>Confocal X-Ray Fluorescence Microscopy for the Analysis of Paintings: Case Study of the Armorer's Shop</u>
Massari, S.	<u>Microanalysis Characterization of Ancient Stained Glasses</u>
Mazza, M.	<u>A Diagnostic Analysis of an Outdoor Fresco: The Case of "Santa Maria dei Battuti" of the Conegliano Cathedral</u>
	<u>A Survey on the Polychromy and Previous Treatments of the XIV Century Marble Arca Avoscano in the Belluno Cathedral (IT)</u>
McMahan, D.	<u>Exploring Russian-American Trade through Comparison of Chemical XRF Signatures of Glass from Colonial Russian Sites in Alaska and the Tal'tsinka Factory in Central Siberia</u>
McPahil, D.	<u>Analysis of Bronze Artificial Patination by Means of Secondary Ion-Mass Spectrometry</u>
Mecca, I.	<u>The "Palombaro" ("Sassi" of Matera, Italy): The Interaction between Water and Construction Materials</u>
Melniciuc, N.	<u>Contribution to Evaluation of New Type of Leather to be Used in the Restoration of Historical Objects</u>
Mercalli, M.	<u>The Conservation of Outdoor Bronze Monuments: The Restoration Project for the Monumento ai Mille by Eugenio Baroni (1915) Genoa-Quarto dei Mille</u>
Micheli, C.	<u>Scientific Methodologies to Identify Art Prints</u>
Miles, E.	<u>Speckle and Conservation</u>
Miliani, C.	<u>Monitoring Cleaning Procedures through Non-Invasive Measurements: A Case Study</u>
	<u>Vibrational Study on Carbon Dioxide Sieved into the Sodalite B-Cage of Lapis Lazuli</u>
	<u>A Spectroscopic Non Invasive Study of the Pre-Columbian Cospi Codex</u>
Minopoulou, E.	<u>Analytical Investigation of the Painting Techniques Used in Icons of the Cretan School of Iconography</u>
Mintz, E.	<u>Monitoring the Removal of Conservation Substances and Material Quality for Radiocarbon Dating Using Infrared Spectroscopy</u>
Mirtič, B.	<u>Deterioration Phenomena of Black Limestone Exposed to Indoor Environment</u>
Miu, L.	<u>Identifications, Microanalysis, Evaluations and Diagnosis of an Ethnographical Leather Object</u>
	<u>Study of the Effect of Laser Cleaning on Collagenous Structures</u>
	<u>Physical-Chemical Investigations of the Romanian Historical Parchment from the XVI-XIX Centuries</u>
Modugno, F.	<u>Evaluation of Conservation Treatments for Archaeological Waterlogged Wooden Artefacts</u>
Moens, L.	<u>Tryptic Peptide Analysis of Protein Binders in Works of Art by Liquid Chromatography - Tandem Mass Spectrometry</u>

Mohanu, D.	<u>State of Conservation in a Rupestrian Church - Case Study the Stone Ravens, Romania</u> <u>Researches in Churches from Grigorie Decapolitul Cave, Bistrita District, Romania</u> <u>Binding Materials Designed for Conservation and Restoration of the Mural Painting Support in the Rupestral Churches</u>
Mohanu, I.	<u>State of Conservation in a Rupestrian Church - Case Study the Stone Ravens, Romania</u> <u>Binding Materials Designed for Conservation and Restoration of the Mural Painting Support in the Rupestral Churches</u>
Monfort, J.	<u>Assessment of Timber Structures in Service, by Using Combined Methods of Non-Destructive Testing Together with Traditional Ones</u>
Monti, M.	<u>Inside the Parchment</u>
Montuori, M.	<u>An Art in the Yard: The Stucco Forte. Historical Manufacturing Techniques and Methods of Conservation: The Shipyard Study of the SS. Annuziata's Church in Caiazzo (Italy)</u>
Morais, P.	<u>Analytical Characterization of Laser Irradiated Pigments</u>
Morelli, A.	<u>The Ascarelli Crown in Rome's Jewish Museum, Historical and Artistic Considerations and Non-Invasive EDXRF Diagnostic Investigations</u>
Morigi, L.	<u>Study of the Quaternary Alloys in the Cast of the Equestrian Statue of Bartolomeo Colleoni by Andrea Del Verrocchio (Venice 1480) Availing of EDXRF Systems</u>
Moroz, A. P.	<u>Absolute Measurement of the Coating Thickness with the Use of ED XRF Spectrometer</u>
Morrison, R.	<u>A Comparison of Light Microscopy Techniques with Scanning Electron Microscopy for Imaging the Surface Cleaning of Paintings</u>
Morselli, L.	<u>X-Ray Computed Tomography as a Non-Destructive Tool for Stone Conservation</u> <u>Evaluation of Conservation Treatments for Archaeological Waterlogged Wooden Artefacts</u>
Mottner, P.	<u>Improved Protection of Paintings during Exhibition, Storage and Transit - PROPAINT (EU Project FP6, 044254)</u>
Mueller Weinitschke, C.	<u>Degradation Phenomena on Historic Glass: Non-Destructive Characterization by Synchrotron Radiation</u>
Munita, C.S.	<u>Tempering Effect in Ceramics Chemical Analysis by INAA</u>
Munnik, F.	<u>Micro-SR-XRF and Micro-PIXE Studies for Archaeological Gold Identification</u>
Muñoz, M.V.	<u>Non-Destructive XRF Analysis of Pigments in a 15th Century Panel Painting</u>
Muralha, S.S.F.	<u>A Non-Destructive Study of the Composition and Manufacturing Technology of Glasses and Enamels on Twentieth Century Portuguese Glass Vases</u>
Muresan, A.	<u>Evaluation of Treatment Effects in Cold Plasma Applied in the Conservation Process of Cultural Heritage Objects through Scanning Electron Microscopy</u>
Murray, A.	<u>Using XRF for Semi-Quantitative Analysis in a Study of Delaminating Paint</u>
N	
Namowicz, C.	<u>Determination of Strontium Concentrations in Calcium-Based Grounds with XRF & ICP-MS</u>
Nardoni, G.	<u>Improvements of NDT in Testing Mural Paintings and Bronzes for Restoration</u>
Navarro, P.	<u>Assessment of Timber Structures in Service, by Using Combined Methods of Non-Destructive Testing Together with Traditional Ones</u>
Neguer, J.	<u>In-Situ Analysis of Corrosion Layers of Historical Glass Objects by 3D Micro-XRF</u>
Nevarro, S.	<u>Biological Control of Anobium Punctatum in Infested Books, Using the Parasitoid Lariophagus Distinguendus</u>

Neves, E.G.	Tempering Effect in Ceramics Chemical Analysis by INAA
Nielsen, F.	A New and Improved Cleaning Procedure for the Dead Sea Scrolls
Nieto, A.	XVI Century Colonial Panel Paintings from New Spain: Material Reference Standards and Non-Destructive Analysis for Mexican Retablos
Noble, P.	Evidence of Chemical Reactivity Using Scanning Electron Microscopy of Seventeenth-Century Oil Paintings
Notea, A.	Pre-Cleaning Identification of Muskets from Akko 1 Shipwreck by NDT and DT Methods
	Pre-Cleaning Identification of Anchors from Tantura F Shipwreck by NDT and DT Methods
O	
O'Grady, C.	Journeys of Our Ancestors: Conservation Science and Collaborative Contributions to Archaeological Research and Material Culture Interpretation
Ocon, N.	Confocal X-Ray Fluorescence Microscopy for the Analysis of Paintings: Case Study of the Armorer's Shop
Odegaard, N.	Journeys of Our Ancestors: Conservation Science and Collaborative Contributions to Archaeological Research and Material Culture Interpretation
Odgers, D.	Understanding the Decay of 14th Century Magnesian Limestone Carvings in Yorkshire, UK
Odlyha, M.	Improved Protection of Paintings during Exhibition, Storage and Transit - PROPAINT (EU Project FP6, 044254)
Oliveira, P.T.M.	Tempering Effect in Ceramics Chemical Analysis by INAA
Ollig, R.	Non-Destructive Investigations of Historical Plaster and Stonework in San Giovanni dei Napoletani Church in Palermo (Italy): Evaluation of the Exchange between Architecture and Environment by Thermography and Radar Survey
Olszewska-Świetlik, J.	The Identification of the Lead White in the Mediaeval Polish Painting of the School of Gdańsk Pomerania by Means of INAA
Oniscu, C.	Researches Regarding the Sources and Impact of the Atmospheric Pollution and Biodegradation on the Trei Ierarhi Monastery of Iasi
Ortolani, M.	Dead Sea Scrolls: Materials Characterisation by Means of IR-ERS and Synchrotron Based μ-FTIR Spectroscopy
Ozino-Caligaris, E.	The Mural Paintings of Ajanta Caves, Part I: Documentation on Execution Techniques and State of Conservation Condition
Ozino-Caligaris, E.	Mural Paintings of Ajanta Caves, Part II: Non-Destructive Investigations and Microanalysis on Execution Technique and State of Conservation
P	
Pachys, F.	The PestPatrol - Non-Destructive Diagnostic Method
Padoan, R.	Quantitative Hyperspectral Imaging of Historical Documents: Technique and Applications
Pagels, M.	Imaging of Elemental Distribution in Archaeometric Objects with 3D Micro X-Ray Fluorescence Spectroscopy
Pagiotti, R.	Integrated Surveys for the Analysis of the Deterioration in the Crypt of the Abbey of Montecorona - Italy
Pagliuca, A.	Stone Building Envelopes Performance Qualities: The "Sassi" of Matera (Italy)
Palaia, L.	Assessment of Timber Structures in Service, by Using Combined Methods of Non-Destructive Testing Together with Traditional Ones

Palamà, G.	<u>Restoration and Conservation of Outdoor Bronze Monuments: Diagnosis and Non-Destructive Investigations</u>
Palmisano, E.	<u><i>In Situ</i> Conservation by Cathodic Protection of Cast Iron Findings in Marine Environment</u>
Panayiotou, C.	<u>Super-Hydrophobic Polymer/Nanoparticle Composites for the Protection of Marble Monuments</u>
Pańczyk, E.	<u>The Identification of the Lead White in the Mediaeval Polish Painting of the School of Gdańsk Pomerania by Means of INAA</u>
Passafiume, J.M.	<u>Conservation Treatment and Authentication of Paintings with Handheld XRF Analyzers</u>
Paulusová, H.	<u>A Non-Destructive Survey of Bratislava Antiphonaries Collection</u>
Pedersen, C.T.	<u>A New and Improved Cleaning Procedure for the Dead Sea Scrolls</u>
Peilstöcker, M.	<u>Non-Destructive Neutron Diffraction Study of Internal Structure of Archaeological Metal Artifacts from Israel</u>
Pelagotti, A.	<u>Scientific Methodologies to Identify Art Prints</u>
Pelicon, P.	<u>Examination of an Archaeological Attic Ceramic Fragment by 3D Micro PIXE - a New Analytical Technique for Depth Resolved Elemental Analysis</u>
Pérez, C.	<u>Assessment of Timber Structures in Service, by Using Combined Methods of Non-Destructive Testing Together with Traditional Ones</u>
Perkiömäki, K.	<u>Ion Chromatography - A Useful Non-Destructive Tool for Monitoring Aqueous Conservation Treatments of Cellulose Materials</u>
Perlès, C.	<u>Heat-Induced Modification of Marine Shells Used as Personal Ornaments at the Prehistoric Site of Franchthi Cave, Greece: First Results of a Multianalytical Approach</u>
Petriaggi, R.	<u><i>In Situ</i> Conservation by Cathodic Protection of Cast Iron Findings in Marine Environment</u>
Petrovic, P.	<u>Paja Jovanovic: A Painter from Serbia - A Data Base of Pigments</u>
Petrunin, I.	<u>Novel Spectral and High Order Spectral Time-Frequency Nonlinear Technologies for Early Damage Detection</u>
Piantanida, G.	<u>Inside the Parchment</u>
Piccolo, M.	<u>UV-Vis-NIR Reflectance Spectroscopy of Red Lakes in Paintings</u>
Pinchin, S.E.	<u>Understanding the Decay of 14th Century Magnesian Limestone Carvings in Yorkshire, UK</u>
Pincu, R.	<u>Portable X-Ray in the Service of Art</u>
Piorek, S.	<u>XRF Analysis in Archaeometry with Handheld Analyzer - Measurement Strategies and Data Interpretation</u>
Pires de Matos, A.	<u>A Non-Destructive Study of the Composition and Manufacturing Technology of Glasses and Enamels on Twentieth Century Portuguese Glass Vases</u>
Pitzalis, D.	<u>Non-Destructive Analyses for Modern Paintings: The Russian Avant-Garde Case</u>
Placido, M.	<u>Study of Some Albumen Photographic Prints</u>
Ploeger, R.	<u>Non-Invasive Mid-Infrared Fibre Optic Reflectance Spectroscopy Analysis of Painted Glass Magic Lantern Plates</u>
Ponting, M.J.	<u>Beauty is Only Skin Deep: Where NDT Can be a Compromise Too Far?</u>
Poolton, N.	<u>Optically Detected X-Ray Absorption Spectroscopy - A Technique for Monitoring Heritage Metal Surfaces</u>
Popescu, C.M.	<u>Characterization of Natural Aged Wood from Painting Supports by Spectroscopical Methods in the View of Diagnosis and Conservation</u>
Porticelli, F.	<u>An Interdisciplinary, Non-Invasive Study on Ten Manuscripts Coming from the San Colombano Abbey in Bobbio</u>

Prassianakis, I.N.	The Hellenic Society of NDT, The Non-Destructive Testing in Greece in Nowadays and the Way that the Ancient Greeks Used the NDT for their Materials Testing in Far Antiquity
Pretzel, B.	Colourants, Pigments and Glazes: Studying Underglaze Decorated Tiles from 19th Century Iran
Prozell, S.	Biological Control of Anobium Punctatum in Infested Books, Using the Parasitoid Lariophagus Distinguendus
Psaila, P.	An Investigation into Biodeterioration Caused by Microbial Communities Colonising Artworks in Three Maltese Palaeo-Christian Catacombs
Pullen, D.	Analysis of Bronze Artificial Patination by Means of Secondary Ion-Mass Spectrometry
Pusoska, A.	Thermovision as a Complementary Method for Analyses: Museum Parameters for the Preservation of Glass Objects
Q	
Quaranta, M.	Micro-Stratigraphy of Copper-Based Archaeological Objects: Description of Degradation Mechanisms by Means of an Integrated Approach
R	
Rabin, I.	In-Situ Analysis of Corrosion Layers of Historical Glass Objects by 3D Micro-XRF
	Non-Destructive Investigation of the Dead Sea Scrolls
	Deterioration of Dead Sea Scrolls Investigated by Solid State and Unilateral NMR; Effects of Solvents on Collagen-Water System
	Features-of-Interest on Art Objects: Re-location and Micromanipulation for Multiple-Instrument Analyses
	Dead Sea Scrolls: Materials Characterisation by Means of IR-ERS and Synchrotron Based μ-FTIR Spectroscopy
	Biological Control of Anobium Punctatum in Infested Books, Using the Parasitoid Lariophagus Distinguendus
	Study of VOC Emissions from New, Aged, and Differently Treated Parchment
Radvan, R.	Study of the Effect of Laser Cleaning on Collagenous Structures
	Monitoring and Prediction of Cultural Heritage Artifacts Conservation Status
Rădvan, R.	Comparative Study of Slowly Damage Surface
Raikov, S.	Laser Spectrochemical Microanalysis of Archaeological Findings and Pigments from Canvas Paintings
Ramalho, O.	Analysis of VOC from Paper and Macromolecular Characterisation of Cellulose: An Integrated Approach to Paper Degradation
Rasmussen, K.L.	A New and Improved Cleaning Procedure for the Dead Sea Scrolls
Ravines, P.	Optical and Surface Metrology to Study Cultural Heritage: Confocal Topometry Applied to the Surface Study of Photographic Images
Reiche, I.	Heat-Induced Modification of Marine Shells Used as Personal Ornaments at the Prehistoric Site of Franchthi Cave, Greece: First Results of a Multianalytical Approach
	Colourants, Pigments and Glazes: Studying Underglaze Decorated Tiles from 19th Century Iran
Reissner, E.	Analysis of Inorganic Materials from Paintings and Watercolours by Paul Cézanne from the Courtauld Gallery Using Two Methods of Non-Invasive Portable XRF with Light Microscopy and SEM/EDX Spectroscopy
Residori, L.	Study of Some Albumen Photographic Prints
Respaldiza, M.A.	Non-Destructive XRF Analysis of Pigments in a 15th Century Panel Painting

Ricciardi, P.	<u>The Study of the Capodimonte Production: An Occasion for the Proposal of a Raman Database for Ancient Porcelains</u>
Richardson, C.	<u>Analysis of Inorganic Materials from Paintings and Watercolours by Paul Cézanne from the Courtauld Gallery Using Two Methods of Non-Invasive Portable XRF with Light Microscopy and SEM/EDX Spectroscopy</u>
Ridolfi, S.	<u>A Diagnostic Analysis of an Outdoor Fresco: The Case of “Santa Maria dei Battuti” of the Conegliano Cathedral</u> <u>A Multi-Disciplinary Approach to the Study of an Assemblage of Copper Based Finds Assigned to the Prehistory and Proto-History of Fucino, Abruzzo, Italy</u> <u>Study of the Quaternary Alloys in the Cast of the Equestrian Statue of Bartolomeo Colleoni by Andrea Del Verrocchio (Venice 1480) Availing of EDXRF Systems</u> <u>The Sanctuary of Hera at River Sele Mouth: Non-Destructive Analysis of Archaeological Finds</u> <u>Paja Jovanovic: A Painter from Serbia - A Data Base of Pigments</u> <u>The Ascarelli Crown in Rome’s Jewish Museum, Historical and Artistic Considerations and Non-Invasive EDXRF Diagnostic Investigations</u> <u>Determination of Gold Leaf Thickness of Pre-Colombian Gilded Copper Objects by Energy-Dispersive X-Ray Fluorescence Spectra</u> <u>Definition of Standard Procedures for the Diagnostic Analysis of Marble Surfaces in Indoor Environments: The Case Study of the “Veiled Christ” (1753) in Naples</u> <u>Restoration of the Funeral Monument of Pope Sixtus IV by Antonio Pollaiuolo (1493) in the Vatican Basilica: Non Invasive and Microdestructive Analysis - An Operation Protocol</u> <u>Study of Some Albumen Photographic Prints</u>
Rissotto, L.	<u>The Mural Paintings of Ajanta Caves, Part I: Documentation on Execution Techniques and State of Conservation Condition</u> <u>Mural Paintings of Ajanta Caves, Part II: Non-Destructive Investigations and Microanalysis on Execution Technique and State of Conservation</u>
Rivin, O.	<u>Non-Destructive Neutron Diffraction Study of Internal Structure of Archaeological Metal Artifacts from Israel</u>
Roberts, A.	<u>Speckle and Conservation</u>
Rodriguez-López, A.	<u>Classification of the Typologies, Techniques and Materials of the Applied Brocades of the Altarpieces of Gipuzkoa by Means of the Analytical Techniques of Laboratory</u>
Rodriguez-Navarro, A.	<u>Benefits of Applying Micro X-Ray Diffraction to the Characterization of Artwork</u>
Roemich, H.	<u>Degradation Phenomena on Historic Glass: Non-Destructive Characterization by Synchrotron Radiation</u>
Röhrs, S.	<u>Colourants, Pigments and Glazes: Studying Underglaze Decorated Tiles from 19th Century Iran</u>
Rosenberg, E.	<u>Analytical Investigation of the Painting Techniques Used in Icons of the Cretan School of Iconography</u>
Rosengarten, A.	<u>Determining the Sequence of Crossing Lines Using Fluorescence Microscopy</u>
Rouba, B.J.	<u>Optical Coherence Tomography for Non-Destructive Investigations of Structure of Objects of Art</u>
Roversi, L.	<u>Microanalysis Characterization of Ancient Stained Glasses</u>
Ruggeri, A.	<u>Micro-Stratigraphy of Ca-Oxalate Coatings: An Attempt to Interpretation</u>
Ruggiero, D.	<u>Study of Some Albumen Photographic Prints</u>

Rusu, D.	Evaluation of the Effect of High Frequency Plasma in the Conservation Treatments of Cultural Heritage Items with Organic Support
Ruvalcaba, J.L.	Painting Syncretism: A Non-Destructive Analysis of the Badiano Codex XVI Century Colonial Panel Paintings from New Spain: Material Reference Standards and Non-Destructive Analysis for Mexican Retablos
S	
Samek, L.	Ferruginous Raw Material Sources for Palaeolithic in Poland (Central Europe) - Provenance Studies: Occurrence, Litostratigraphy and Application
Sánchez, R.	Assessment of Timber Structures in Service, by Using Combined Methods of Non-Destructive Testing Together with Traditional Ones
Sandu, I.	Micro-Stratigraphy of Copper-Based Archaeological Objects: Description of Degradation Mechanisms by Means of an Integrated Approach
Sansonetti, A.	Painting Layers on Stone: Study of an Early Middle Ages High-Relief
Santin, V.	Restoration and Conservation of Outdoor Bronze Monuments: Diagnosis and Non-Destructive Investigations
Santos, L.F.	Analytical Characterization of Laser Irradiated Pigments
Sanyova, J.	Tryptic Peptide Analysis of Protein Binders in Works of Art by Liquid Chromatography - Tandem Mass Spectrometry
Sarrazin, P.	Portable Non-Invasive XRD/XRF Instrument: A New Way of Looking at Objects Surface
Saverwyns, S.	Tryptic Peptide Analysis of Protein Binders in Works of Art by Liquid Chromatography - Tandem Mass Spectrometry
Scalarone, D.	Non-Invasive Mid-Infrared Fibre Optic Reflectance Spectroscopy Analysis of Painted Glass Magic Lantern Plates
Schade, U.	Non-Destructive Investigation of the Dead Sea Scrolls Dead Sea Scrolls: Materials Characterisation by Means of IR-ERS and Synchrotron Based μ-FTIR Spectroscopy
Scharff, M.	Improved Protection of Paintings during Exhibition, Storage and Transit - PROPAINT (EU Project FP6, 044254)
Schütz, R.	Imaging of Elemental Distribution in Archaeometric Objects with 3D Micro X-Ray Fluorescence Spectroscopy Examination of an Archaeological Attic Ceramic Fragment by 3D Micro PIXE - a New Analytical Technique for Depth Resolved Elemental Analysis
Seales, W.B.	The Use of Micro-CT in the Study of Archeological Artifacts
Sedlarova, I.	Monitoring of Moisture Content in Brickwork with Infrared Thermograph Method Determination of Thermal Technical Properties of Organic Thermal Insulating Materials Built-in to Historical Buildings
Sequeira, S.	The Characterization of Verdigris Pigment in Historic Documents - Study of Degradation
Serebryakov, A.S.	Absolute Measurement of the Coating Thickness with the Use of ED XRF Spectrometer
Sgamellotti, A.	Vibrational Study on Carbon Dioxide Sieved into the Sodalite B-Cage of Lapis Lazuli A Spectroscopic Non Invasive Study of the Pre-Columbian Cospi Codex

Shalev, S.	<u>Non-Destructive Neutron Diffraction Study of Internal Structure of Archaeological Metal Artifacts from Israel</u> <u>XRF Analysis of Ribbed Daggers from the M.B.II 'Warrior' Tombs in the Cemetery of Rishon Le-Zion, Israel</u>
Shilstein, S.	<u>Non-Destructive Neutron Diffraction Study of Internal Structure of Archaeological Metal Artifacts from Israel</u> <u>XRF Analysis of Ribbed Daggers from the M.B.II 'Warrior' Tombs in the Cemetery of Rishon Le-Zion, Israel</u>
Shoef, G.	<u>Pre-Cleaning Identification of Muskets from Akko 1 Shipwreck by NDT and DT Methods</u> <u>Pre-Cleaning Identification of Anchors from Tantura F Shipwreck by NDT and DT Methods</u>
Shoef, Y.	<u>Pre-Cleaning Identification of Muskets from Akko 1 Shipwreck by NDT and DT Methods</u> <u>Pre-Cleaning Identification of Anchors from Tantura F Shipwreck by NDT and DT Methods</u>
Silva, A.M.	<u>Analytical Characterization of Laser Irradiated Pigments</u>
Simileanu, M.	<u>Study of the Effect of Laser Cleaning on Collagenous Structures</u> <u>Monitoring and Prediction of Cultural Heritage Artifacts Conservation Status</u> <u>Religious Polychrome Wood Objects Investigated/Restored Using Photonic Techniques</u>
Simon, R.	<u>Micro-SR-XRF and Micro-PIXE Studies for Archaeological Gold Identification</u>
Singh, M.	<u>The Mural Paintings of Ajanta Caves, Part I: Documentation on Execution Techniques and State of Conservation Condition</u> <u>Mural Paintings of Ajanta Caves, Part II: Non-Destructive Investigations and Microanalysis on Execution Technique and State of Conservation</u>
Sirro, S.V.	<u>Non-Destructive Investigation of Old Graphics Paper with the Use of X-Art M Analyzer</u>
Sister Daniilia	<u>Analytical Investigation of the Painting Techniques Used in Icons of the Cretan School of Iconography</u>
Siviero, S.	<u>Integrated Surveys for the Analysis of the Deterioration in the Crypt of the Abbey of Montecorona - Italy</u>
Sloggett, R.	<u>Speckle and Conservation</u>
Sodini, N.	<u>Degradation Phenomena on Historic Glass: Non-Destructive Characterization by Synchrotron Radiation</u>
Sodo, A.	<u>Inside the Parchment</u>
Sokaras, D.	<u>Examination of an Archaeological Attic Ceramic Fragment by 3D Micro PIXE - a New Analytical Technique for Depth Resolved Elemental Analysis</u>
Sokhan, M.	<u>Analysis of Bronze Artificial Patination by Means of Secondary Ion-Mass Spectrometry</u>
Sprocati, A.R.	<u>A Microbiological Survey of the Etruscan Mercareccia Tomb (Italy): Contribution of Microorganisms to Deterioration and Restoration</u>
Spyros, A.	<u>NMR and Mechanical Studies of the Weather Resistance of UP Resins, Modern Contemporary Art Materials</u>
Stamatakis, G.	<u>NMR and Mechanical Studies of the Weather Resistance of UP Resins, Modern Contemporary Art Materials</u>
Stassinopoulos, S.	<u>Analytical Investigation of the Painting Techniques Used in Icons of the Cretan School of Iconography</u>
Steemers, Th.A.G.	<u>Quantitative Hyperspectral Imaging of Historical Documents: Technique and Applications</u>

Stefaniak, E.	Atmospheric Particles and Preventive Conservation
Stojanovic, M.	Paja Jovanovic: A Painter from Serbia - A Data Base of Pigments
Streli, Ch.	Application of X-Ray Emission Techniques in Characterisation of Objects of Cultural Heritage
Striber, J.	Monitoring and Prediction of Cultural Heritage Artifacts Conservation Status Religious Polychrome Wood Objects Investigated/Restored Using Photonic Techniques
Striova, J.	Painting Layers on Stone: Study of an Early Middle Ages High-Relief
Strlic, M.	Study of VOC Emissions from New, Aged, and Differently Treated Parchment NIR Spectroscopy and Chemometrics for Non-Destructive Characterisation of Historical Paper
Stulik, D.C.	A New Scientific Methodology for Provenancing and Authentication of 20th Century Photographs: Non-Destructive Approach
Švarcová, S.	Laboratory Powder X-Ray Microdiffraction - The Use for Pigments and Secondary Salts Identification in Frescoes Hand-Held XRF for the Preliminary Screening of Early Romanesque Frescoes in Slovakia
T	
Tagle, R.	Light Element Mapping by μXRF Spectrometry
Tagliapietra, R.	Raman Spectroscopy as a Tool for Historical Object Analysis
Tanasi, M.T.	Inside the Parchment Study of Some Albumen Photographic Prints
Targowski, P.	Optical Coherence Tomography for Non-Destructive Investigations of Structure of Objects of Art
Tasso, F.	A Microbiological Survey of the Etruscan Mercareccia Tomb (Italy): Contribution of Microorganisms to Deterioration and Restoration
Tate, J.	Colourants, Pigments and Glazes: Studying Underglaze Decorated Tiles from 19th Century Iran
Tati, A.	Diagnostic Sonic Investigation on San Giovanni in Laterano Obelisk, Rome Italy, and Tomographic Reconstruction of Same Slides - Project: Technology for Cultural Heritage
Tavukcuoglu, A.	Investigation of Heritage Building Materials by Non-Destructive Methods
Thickett, D.	Determining the Stability and Durability of Archaeological Materials
Thomas, J.	Evaluation of Anoxic Environments for the Display and Storage of Works of Art on Paper
Thomas, L.	Non-Destructive Analyses for Modern Paintings: The Russian Avant-Garde Case
Tibirna, C.M.	Characterization of Natural Aged Wood from Painting Supports by Spectroscopical Methods in the View of Diagnosis and Conservation
Toniolo, L.	Integrated Hyperspectral and Time Resolved Fluorescence Imaging Combined with Statistical Data Analysis: Diagnostic Investigations of Wall Paintings
Torge, M.	Effects of Emissions of Materials for Wrapping, Transportation and Storage on Stained Glass Windows and on Glass Objects in Show Cases in Museums
Tormo, S.	Assessment of Timber Structures in Service, by Using Combined Methods of Non-Destructive Testing Together with Traditional Ones
Toropov, V.Yu.	Absolute Measurement of the Coating Thickness with the Use of ED XRF Spectrometer
Townsend, J.H.	Evaluation of Anoxic Environments for the Display and Storage of Works of Art on Paper
Toyota, R.G.	Tempering Effect in Ceramics Chemical Analysis by INAA

Trąbska, J.	<u>Ferruginous Raw Material Sources for Palaeolithic in Poland - Promising Results of Provenance Studies</u>
	<u>Ferruginous Raw Material Sources for Palaeolithic in Poland (Central Europe) - Provenance Studies: Occurrence, Litostratigraphy and Application</u>
Trafela, T.	<u>NIR Spectroscopy and Chemometrics for Non-Destructive Characterisation of Historical Paper</u>
Trentelman, K.	<u>Determination of Strontium Concentrations in Calcium-Based Grounds with XRF & ICP-MS</u>
Troalen, L.	<u>Colourants, Pigments and Glazes: Studying Underglaze Decorated Tiles from 19th Century Iran</u>
Tsairis, G.	<u>Hyper-Spectral Imaging System with Embedded Spectral Segmentation and Classification Algorithms for the Non-Destructive Analysis of Artworks and Manuscripts: An Application in Paintings by El Greco</u>
Tsakalof, A.	<u>Super-Hydrophobic Polymer/Nanoparticle Composites for the Protection of Marble Monuments</u>
Tse, N.	<u>Speckle and Conservation</u>
Tymińska-Widmer, L.	<u>Optical Coherence Tomography for Non-Destructive Investigations of Structure of Objects of Art</u>
U	
Uhlir, K.	<u>Application of X-Ray Emission Techniques in Characterisation of Objects of Cultural Heritage</u>
Ukkonen, P.	<u>Ion Chromatography - A Useful Non-Destructive Tool for Monitoring Aqueous Conservation Treatments of Cellulose Materials</u>
V	
Valentini, G.	<u>Integrated Hyperspectral and Time Resolved Fluorescence Imaging Combined with Statistical Data Analysis: Diagnostic Investigations of Wall Paintings</u>
Van de Castele, E.	<u>X-Ray Computed Tomography as a Non-Destructive Tool for Stone Conservation</u>
	<u>X-Ray Microtomography as an Imaging Tool in Cultural Heritage Studies</u>
	<u>Evaluation of Conservation Treatments for Archaeological Waterlogged Wooden Artefacts</u>
van den Berg, K.J.	<u>A Comparison of Light Microscopy Techniques with Scanning Electron Microscopy for Imaging the Surface Cleaning of Paintings</u>
	<u>Analysis of Inorganic Materials from Paintings and Watercolours by Paul Cézanne from the Courtauld Gallery Using Two Methods of Non-Invasive Portable XRF with Light Microscopy and SEM/EDX Spectroscopy</u>
Van der Linden, V.	<u>X-Ray Microtomography as an Imaging Tool in Cultural Heritage Studies</u>
van der Plicht, J.	<u>A New and Improved Cleaning Procedure for the Dead Sea Scrolls</u>
van Grieken, R.	<u>Atmospheric Particles and Preventive Conservation</u>
	<u>Micro-Chemical Analysis of Air Pollutants for Preventive Conservation Research</u>
van Langh, R.	<u>The Language between Conservator, Curator and Scientist</u>
van Loon, A.	<u>Evidence of Chemical Reactivity Using Scanning Electron Microscopy of Seventeenth-Century Oil Paintings</u>
Vandenabeele, P.	<u>Tryptic Peptide Analysis of Protein Binders in Works of Art by Liquid Chromatography - Tandem Mass Spectrometry</u>
Vanhaeren, M.	<u>Heat-Induced Modification of Marine Shells Used as Personal Ornaments at the Prehistoric Site of Franchthi Cave, Greece: First Results of a Multianalytical Approach</u>
Vasile, C.	<u>Characterization of Natural Aged Wood from Painting Supports by Spectroscopical Methods in the View of Diagnosis and Conservation</u>

Vedovato, E.	<u>A Microbiological Survey of the Etruscan Mercareccia Tomb (Italy): Contribution of Microorganisms to Deterioration and Restoration</u>
Vega, M.	<u>Non-Destructive XRF Analysis of Pigments in a 15th Century Panel Painting</u>
Ventimiglia, G.M.	<u>Non-Destructive Investigations of Historical Plaster and Stonework in San Giovanni dei Napoletani Church in Palermo (Italy): Evaluation of the Exchange between Architecture and Environment by Thermography and Radar Survey</u>
Verda, M.	<u>Historical, Microanalytical Evidences and Limits of Non-Invasive Technologies in Studying Gildings on 16th C Wall Paintings</u>
Vlad, A.M.	<u>Two Early Medieval Parchment Manuscripts - Study of Component Materials</u>
Vodopivec, J.	<u>Non-Destructive Characterization of Paper as a Support of a Gouache Collection</u>
Vodyanoy, I.	<u>Modern Non-Destructive Physical Methods for Paintings Testing and Evaluation</u>
Voigt, F.	<u>Colourants, Pigments and Glazes: Studying Underglaze Decorated Tiles from 19th Century Iran</u>
Vornicu, N.	<u>Two Early Medieval Parchment Manuscripts - Study of Component Materials</u> <u>Researches Regarding the Sources and Impact of the Atmospheric Pollution and Biodegradation on the Trei Ierarhi Monastery of Iasi</u>
W	
Walanus, A.	<u>Ferruginous Raw Material Sources for Palaeolithic in Poland (Central Europe) - Provenance Studies: Occurrence, Litostratigraphy and Application</u>
Waliś, L.	<u>The Identification of the Lead White in the Mediaeval Polish Painting of the School of Gdańsk Pomerania by Means of INAA</u>
Walton, M.	<u>Determination of Strontium Concentrations in Calcium-Based Grounds with XRF & ICP-MS</u>
Wazny, T.	<u>Confocal X-Ray Fluorescence Microscopy for the Analysis of Paintings: Case Study of the Armorer's Shop</u>
Wegrzynek, D.	<u>Application of X-Ray Emission Techniques in Characterisation of Objects of Cultural Heritage</u> <u>Features-of-Interest on Art Objects: Re-location and Micromanipulation for Multiple-Instrument Analyses</u>
Wei, B.	<u>A Comparison of Light Microscopy Techniques with Scanning Electron Microscopy for Imaging the Surface Cleaning of Paintings</u>
Wei, S.	<u>Analytical Investigation of the Painting Techniques Used in Icons of the Cretan School of Iconography</u>
Weinberg, G.	<u>Non-Destructive Investigation of the Dead Sea Scrolls</u>
Weiner, S.	<u>Infrared Spectroscopic Analysis of Materials in Conservation and Archaeology</u>
Wichern, C.M.	<u>Optical and Surface Metrology to Study Cultural Heritage: Confocal Topometry Applied to the Surface Study of Photographic Images</u>
Wilamowski, A.	<u>Biological Control of Anobium Punctatum in Infested Books, Using the Parasitoid Lariophagus Distinguendus</u>
Wilke, M.	<u>Influence of Restoration Treatments on the Chemical Composition of Historical Iron Gall Inks</u>
Wilke, O.	<u>Effects of Emissions of Materials for Wrapping, Transportation and Storage on Stained Glass Windows and on Glass Objects in Show Cases in Museums</u>
Wittstadt, K.	<u>Degradation Phenomena on Historic Glass: Non-Destructive Characterization by Synchrotron Radiation</u>
Wobrauschek, P.	<u>Application of X-Ray Emission Techniques in Characterisation of Objects of Cultural Heritage</u>

Wolff, T.	<u>Influence of Restoration Treatments on the Chemical Composition of Historical Iron Gall Inks</u> <u>In-Situ Analysis of Corrosion Layers of Historical Glass Objects by 3D Micro-XRF</u> <u>Non-Destructive Investigation of the Dead Sea Scrolls</u>
Woll, A.	<u>Confocal X-Ray Fluorescence Microscopy for the Analysis of Paintings: Case Study of the Armorer's Shop</u>
Worobiec, A.	<u>Atmospheric Particles and Preventive Conservation</u>
Wrona, J.	<u>Thermovision as a Complementary Method for Analyses: Museum Parameters for the Preservation of Glass Objects</u>
Wyeth, P.	<u>Determining the Stability and Durability of Archaeological Materials</u>
Y	
Yebra, A.	<u>Benefits of Applying Micro X-Ray Diffraction to the Characterization of Artwork</u>
Z	
Zach, J.	<u>Monitoring of Moisture Content in Brickwork with Infrared Thermograph Method</u> <u>Determining the Strength of Solid Burnt Bricks in Historical Structures</u> <u>An Assessment of the Condition of Timber Structures</u> <u>Determination of Thermal Technical Properties of Organic Thermal Insulating Materials Built-in to Historical Buildings</u>
Zammit, G.	<u>An Investigation into Biodeterioration Caused by Microbial Communities Colonising Artworks in Three Maltese Palaeo-Christian Catacombs</u>
Zanini, F.	<u>Degradation Phenomena on Historic Glass: Non-Destructive Characterization by Synchrotron Radiation</u>
Zarkadas, Ch.	<u>Examination of an Archaeological Attic Ceramic Fragment by 3D Micro PIXE - a New Analytical Technique for Depth Resolved Elemental Analysis</u>
Zetina, S.	<u>Painting Syncretism: A Non-Destructive Analysis of the Badiano Codex</u> <u>XVI Century Colonial Panel Paintings from New Spain: Material Reference Standards and Non-Destructive Analysis for Mexican Retablos</u>
Zhidkov, T.	<u>Determining the Sequence of Crossing Lines Using Fluorescence Microscopy</u>
Žitnik, M.	<u>Examination of an Archaeological Attic Ceramic Fragment by 3D Micro PIXE - a New Analytical Technique for Depth Resolved Elemental Analysis</u>
Zoubir, A.	<u>Raman Microscopy for Art</u>
Zuburtikudis, I.	<u>Super-Hydrophobic Polymer/Nanoparticle Composites for the Protection of Marble Monuments</u>
Zumbühl, S.	<u>The Influence of Organic Solvents on the Mechanical Properties of Alkyd and Oil Paint</u>

[Back to Top](#)

TABLE OF CONTENTS

Monday, May 26

Plenary Session

The Language between Conservator, Curator and Scientist

R. van Langh, The Netherlands

Novel Spectral and High Order Spectral Time-Frequency Nonlinear Technologies for Early Damage Detection

L. Gelman, P. White, O. Drabych, I. Petrunin, UK

Session I: Spectroscopy: IR, NIR, VIS, UV, Raman Glass, Stone, General

Raman Spectroscopy as a Tool for Historical Object Analysis

M. Bloomfield, A. Brooker, R. Tagliapietra, UK

The Study of the Capodimonte Production: An Occasion for the Proposal of a Raman Database for Ancient Porcelains

B. Fabbri, Italy, P. Ricciardi, Italy, France, P. Colombari, France

Raman Microscopy for Art

A. Zoubir, France

Effects of Emissions of Materials for Wrapping, Transportation and Storage on Stained Glass Windows and on Glass Objects in Show Cases in Museums

M. Torge, O. Wilke, D. Brödner, Germany

The “Palombaro” (“Sassi” of Matera, Italy): The Interaction between Water and Construction Materials

A. Guida, I. Mecca, Italy

Inside the Parchment

M. Bicchieri, M. Monti, G. Piantanida, A. Sodo, M.T. Tanasi, Italy

Session II: XRF, SEM, CT, Radiography, PIXE, SY-radiation Stone, Paper and Parchment

Determining the Stability and Durability of Archaeological Materials

D. Thickett, S. Lambarth, P. Wyeth, UK (invited)

X-Ray Computed Tomography as a Non-Destructive Tool for Stone Conservation

S. Bugani, M. Camaiti, L. Morselli, Italy, E. Van de Casteele, K. Janssens, Belgium, P. Cloetens, France

Micro-Stratigraphy of Ca-Oxalate Coatings: An Attempt to Interpretation

A. Ruggeri, Hungary

Non-Destructive Characterization of Paper as a Support of a Gouache Collection
J. Vodopivec, M. Černič, Slovenia

Influence of Restoration Treatments on the Chemical Composition of Historical Iron Gall Inks
T. Wolff, O. Hahn, B. Kanngießer, M. Wilke, W. Malzer Germany

Session III: Imaging Methods **Metal, Stone, Glass**

Optical Coherence Tomography for Non-Destructive Investigations of Structure of Objects of Art
B.J. Rouba, P. Karaszkiwicz, L. Tyimińska-Widmer, M. Iwanicka, M. Góra, E. Kwiatkowska, P. Targowski, Poland

Thermovision as a Complementary Method for Analyses: Museum Parameters for the Preservation of Glass Objects
E. Greiner-Wronowa, A. Pusoska, J. Wrona, Poland

Analysis of Thermodynamic Balance in the Conservation-Maintenance Process on Bronze Monuments Exposed in the Open: The Case of Francesco Messina's "Cavallo Morente"
M. Bottoni, G. Fabretti, I.M. Marcelli, Italy

Ferruginous Raw Material Sources for Palaeolithic in Poland - Promising Results of Provenance Studies
J. Trąbska, A. Gawel, Poland

Super-Hydrophobic Polymer/Nanoparticle Composites for the Protection of Marble Monuments
P. Manoudis, I. Karapanagiotis, A. Tsakalof, I. Zuburtikudis, C. Panayiotou, Greece

Diagnostic Sonic Investigation on San Giovanni in Laterano Obelisk, Rome Italy, and Tomographic Reconstruction of Same Slides - Project: Technology for Cultural Heritage
C. Cappabianca, V. Luprano, A. Tati, Italy

Session IV: Multi Instrumental Analysis **Paintings, General**

The Use of Micro-CT in the Study of Archeological Artifacts
R. Baumann, D. Carr Porter, W.B. Seales, USA (invited)

Confocal X-Ray Fluorescence Microscopy for the Analysis of Paintings: Case Study of the Armorer's Shop
C. Bisulca, Italy, A. Woll, J. Mass, N. Ocon, C. Griggs, M. Cushman, USA, T. Wazny, USA, Poland (invited)

Imaging of Elemental Distribution in Archaeometric Objects with 3D Micro X-Ray Fluorescence Spectroscopy
B. Kanngießer, W. Malzer, I. Mantouvalou, Y. Höhn, L. Lühl, M. Pagels, D. Grötzsch, R. Schütz, Germany

Improved Protection of Paintings during Exhibition, Storage and Transit - PROPAINT (EU Project FP6, 044254)

P. Mottner, Germany, T. Grøntoft, E. Dahlin, Norway, M. Odlyha, UK, M. Scharff, Denmark, G. Andrade, Spain, J. Czop, Poland, P. Colombini, Italy

Session V: XRF, SEM, CT, Radiography, PIXE, SY-radiation Glass

Degradation Phenomena on Historic Glass: Non-Destructive Characterization by Synchrotron Radiation

H. Roemich, USA, F. Zanini, N. Sodini, Italy, K. Wittstadt, C. Mueller Weinitschke, Germany (invited)

A Quantitative XRF Approach to Solve Historical Discussion on Guala Bicchieri Bishop Limosins Enamels

A. Agostino, M. Aceto, S. Castronovo, Italy

Exploring Russian-American Trade through Comparison of Chemical XRF Signatures of Glass from Colonial Russian Sites in Alaska and the Tal'tsinka Factory in Central Siberia

C. Brackett, J. Kleyman, D. McMahan, USA

In-Situ Analysis of Corrosion Layers of Historical Glass Objects by 3D Micro-XRF

I. Mantouvalou, W. Malzer, T. Wolff, O. Hahn, S. Bretz, B. Kanngießer, Germany, I. Rabin, J. Neguer, Israel, Y. Jolidon, Switzerland

Authentication of 18th Century Creamware

M. Kos, Slovenia

Session VI: Multi Instrumental Analysis Wall Paintings, Pigments, Leather

The Early Use of Prussian Blue in Paintings

J. Bartoll, Germany

The Mural Paintings of Ajanta Caves, Part I: Documentation on Execution Techniques and State of Conservation Condition

A. Giovagnoli, F. Capanna, M. Ioele, A.M. Marcone, E. Ozino-Caligaris, L. Risotto, Italy, M. Singh, India

Less Funds for NDT: What Should We Do Now?

M. Guttmann, Romania

Micro-Analytical Study of the Mordant Gilding Technique in Three Post-Byzantine Churches in Thessalia, Greece

O. Katsibiri, Greece, R.F. Howe, UK

Identifications, Microanalysis, Evaluations and Diagnosis of an Ethnographical Leather Object

A. Bernath, L. Miu, M. Guttmann, Romania

Session VII: XRF, SEM, CT, Radiography, PIXE, SY-radiation Metal

Application of X-Ray Emission Techniques in Characterisation of Objects of Cultural Heritage

D. Wegrzynek, A. Markowicz, Austria, Poland, E. Chinea-Cano, S. Bamford, G. Buzanich, P. Wobrauschek, Ch. Streli, M. Griesser, K. Uhlir, Austria (invited)

Micro-SR-XRF and Micro-PIXE Studies for Archaeological Gold Identification

B. Constantinescu, R. Bugoi, V. Cojocaru, Romania, R. Simon, D. Grambole, F. Munnik, F. Herrmann, Germany, D. Ceccato, Italy

Non-Destructive Neutron Diffraction Study of Internal Structure of Archaeological Metal Artifacts from Israel

E.N. Caspi, O. Rivin, H. Etteedgui, M. Peilstöcker, S. Shilstein, S. Shalev, Israel

The Conservation of Outdoor Bronze Monuments: The Restoration Project for the Monumento ai Mille by Eugenio Baroni (1915) Genoa-Quarto dei Mille

I.M. Marcelli, M. Mercalli, Italy

Analysis of Bronze Artificial Patination by Means of Secondary Ion-Mass Spectrometry

M. Sokhan, E. Beven, D. McPahil, D. Pullen, UK

XRF Analysis of Ribbed Daggers from the M.B.II 'Warrior' Tombs in the Cemetery of Rishon Le-Zion, Israel

S. Shalev, S. Shilstein, Y. Levy, Israel

Session VIII: Laser: Spectra Analysis, Cleaning Wood, Parchment, Paintings, Pigments

Speckle and Conservation

E. Miles, A. Roberts, R. Sloggett, N. Tse, Australia

Study of the Effect of Laser Cleaning on Collagenous Structures

M. Simileanu, R. Radvan, L. Miu, M. Giurginca, Romania

Climate Induced Response of Painted Wood Surfaces: Monitoring by Laser Techniques

M. Lukomski, L. Lasyk, L. Bratasz, R. Kozlowski, Poland

Improvements of NDT in Testing Mural Paintings and Bronzes for Restoration

M. Marabelli, G. Nardoni, Italy

Laser Spectrochemical Microanalysis of Archaeological Findings and Pigments from Canvas Paintings

V. Burakov, E. Dovnar-Zapolskaya, V. Kiris, A. Klyachkovskaya, S. Raikov, Belarus

Tuesday, May 27

Plenary Session

Non-Destructive Analysis and Testing of Museum Objects: An Overview of 5 Years of Research within COST Action G8

A. Adriaens, Belgium

Atmospheric Particles and Preventive Conservation

R. van Grieken, L. Bencs, V. Kontozova, A. Krata, E. Stefaniak, A. Worobiec, Belgium

**Session IX: Spectroscopy: IR, NIR, VIS, UV, Raman
Pigments, Binders, Textile**

Analysis of William Blake's Waterbased Paints on Paper Using Non Invasive Methods

N. Cahaner McManus, Israel (invited)

Determining the Sequence of Crossing Lines Using Fluorescence Microscopy

A. Rosengarten, T. Zhidkov, Israel (invited)

Textile Materials: Reference Standards for the Characterisation Using Multispectral Analyses

S. Conti, A. Aldrovandi, Italy, A. Keller, Germany

Painting Syncretism: A Non-Destructive Analysis of the Badiano Codex

S. Zetina, J.L. Ruvalcaba, T. Falcón, E. Hernández, C. González, E. Arroyo, M. López Cáceres, Mexico

**Session X: XRF, SEM, CT, Radiography, PIXE, SY-radiation
Pigments**

A Diagnostic Analysis of an Outdoor Fresco: The Case of "Santa Maria dei Battuti" of the Conegliano Cathedral

V. Fassina, M. Mazza, I. Carocci, S. Ridolfi, Italy

Laboratory Powder X-Ray Microdiffraction - The Use for Pigments and Secondary Salts Identification in Frescoes

S. Švarcová, E. Kotulanová, D. Hradil, P. Bezdička, Czech Republic

Heat-Induced Modification of Marine Shells Used as Personal Ornaments at the Prehistoric Site of Franchthi Cave, Greece: First Results of a Multianalytical Approach

K. Lange, France, Germany, C. Perlès, M. Vanhaeren, I. Reiche, France

Conservation Treatment and Authentication of Paintings with Handheld XRF Analyzers

J.M. Passafiume, Canada, J. Kleyman, USA

Evidence of Chemical Reactivity Using Scanning Electron Microscopy of Seventeenth-Century Oil Paintings

A. van Loon, P. Noble, J.J. Boon, The Netherlands

An Interdisciplinary, Non-Invasive Study on Ten Manuscripts Coming from the San Colombano Abbey in Bobbio

M. Aceto, A. Agostino, V. Bianco, F. Crivello, A. Giaccaria, F. Porticelli, Italy

Session XI: Chemical and Bio Analysis and Investigation

Building, Stone, Binders, Dyes

A Microbiological Survey of the Etruscan Mercareccia Tomb (Italy): Contribution of Microorganisms to Deterioration and Restoration

A.R. Sprocati, C. Alisi, F. Tasso, E. Vedovato, N. Barbabietola, C. Cremisini, Italy

Tryptic Peptide Analysis of Protein Binders in Works of Art by Liquid Chromatography - Tandem Mass Spectrometry

W. Fremout, M. Dhaenens, S. Saverwyns, J. Sanyova, P. Vandenabeele, D. Deforce, L. Moens, Belgium

An Investigation into Biodeterioration Caused by Microbial Communities Colonising Artworks in Three Maltese Palaeo-Christian Catacombs

G. Zammit, Malta, Italy, P. Psaila, Malta, P. Albertano, Italy

Analysis of Art Objects Using Mass Spectrometry

S. Kuckova, R. Hynek, M. Kodicek, Czech Republic

Monitoring the Removal of Conservation Substances and Material Quality for Radiocarbon Dating Using Infrared Spectroscopy

E. Boaretto, E. Mintz, Israel

State of Conservation in a Rupestrian Church - Case Study the Stone Ravens, Romania

I. Gomoiu, D. Mohanu, I. Mohanu, Romania

Session XII: Spectroscopy: IR, NIR, VIS, UV, Raman

Paintings and Wall Paintings

Monitoring Cleaning Procedures through Non-Invasive Measurements: A Case Study

G. De Cesare, A. Daveri, K. Kahrim, C. Milianni, Italy

Infrared Methods in Noninvasive Inspection of Artwork

D. Gavrilov, C. Ibarra-Castaneda, E. Maeva, O. Grube, X. Maldague, R. Maev, Canada

Painting Layers on Stone: Study of an Early Middle Ages High-Relief

A. Sansonetti, R. Bugini, D. Biondelli, J. Striova, M. Colella, Italy

Hyper-Spectral Imaging System with Embedded Spectral Segmentation and Classification Algorithms for the Non-Destructive Analysis of Artworks and Manuscripts: An Application in Paintings by El Greco

C. Balas, G. Antonopoulos, G. Epitropou, G. Tsairis, K. Argyriadou, A. Georgakilas, N. Hadjinicolaou, Greece

Integrated Hyperspectral and Time Resolved Fluorescence Imaging Combined with Statistical Data Analysis: Diagnostic Investigations of Wall Paintings

D. Comelli, A. Nevin, D. Gulotta, L. Toniolo, G. Valentini, R. Cubeddu, Italy

XVI Century Colonial Panel Paintings from New Spain: Material Reference Standards and Non-Destructive Analysis for Mexican Retablos

E. Arroyo, S. Zetina, E. Hernández, T. Falcón, J.L. Ruvalcaba, L. Mancilla, A. Nieto, Mexico

Session XIII: XRF, SEM, CT, Radiography, PIXE, SY-radiation

General

The Use of Radiological Techniques in Archeology

R. Bude, USA (invited)

XRF Analysis in Archaeometry with Handheld Analyzer - Measurement Strategies and Data Interpretation

S. Piorek, USA

Portable X-Ray in the Service of Art

R. Pincu, O. Kleinberger, Israel

Journeys of Our Ancestors: Conservation Science and Collaborative Contributions to Archaeological Research and Material Culture Interpretation

C. O'Grady, N. Odegaard, E.C. Adams, USA

Benefits of Applying Micro X-Ray Diffraction to the Characterization of Artwork

C. Cardell, A. Yebra, P. Alvarez-Lloret, A. Rodriguez-Navarro, Spain

Session XIV: Multi Instrumental Analysis

Glass, Metal, General, Photo

Portable Non-Invasive XRD/XRF Instrument: A New Way of Looking at Objects Surface

G. Chiari, P. Sarrazin, USA

An Electrical Resistance Monitor Study of the Post-Excavation Corrosion of Archaeological Iron

E. Kapatou, S.B. Lyon, UK

A Multi-Disciplinary Approach to the Study of an Assemblage of Copper Based Finds Assigned to the Prehistory and Proto-History of Fucino, Abruzzo, Italy

M.L. Mascelloni, G. Cerichelli, S. Ridolfi, Italy

Microanalysis Characterization of Ancient Stained Glasses

S. Bruni, G. Maino, S. Massari, L. Roversi, Italy

Tempering Effect in Ceramics Chemical Analysis by INAA

C.S. Munita, R.G. Toyota, P.T.M. Oliveira, E.G. Neves, C.C. Demartini, Brazil

Two Non-Invasive Techniques for the Study of the Surface of Cultural Heritage Objects: Optical Measurement of Micro-Roughness and Backscattering Spectro-Colorimetry

J.J. Ezrati, France

Session XV: Dead Sea Scrolls

The Dead Sea Scrolls - Past and Future

M. Broshi, Israel (invited)

Non-Destructive Investigation of the Dead Sea Scrolls

O. Hahn, T. Wolff, B. Kanngießer, W. Malzer, I. Mantouvalou, U. Schade, G. Weinberg, Germany, I. Rabin, Germany, Israel, A. Mašić, Germany, Italy (invited)

Deterioration of Dead Sea Scrolls Investigated by Solid State and Unilateral NMR; Effects of Solvents on Collagen-Water System

A. Mašić, M. Chierotti, R. Gobetto, G. Martra, S. Coluccia, Italy, I. Rabin, Israel

Features-of-Interest on Art Objects: Re-location and Micromanipulation for Multiple-Instrument Analyses

U. Admon, Israel, I. Rabin, A. Masic, Germany, E. Chinea-Cano, Austria, D. Wegrzynek, Austria, Poland (invited)

Wednesday, May 28

Plenary Session

MOLAB, A Mobile Facility for Non-Destructive *In-Situ* Studies of the European Cultural Heritage

B.G. Brunetti, Italy

COST D42 - ENVIART: A European Network in Conservation Research

J. Havermans, The Netherlands, A. Adriaens, Belgium

Session XVI: Spectroscopy and XRF, SEM, CT, Radiography, PIXE, SY-radiation

Paper and Photo

Optical and Surface Metrology to Study Cultural Heritage: Confocal Topometry Applied to the Surface Study of Photographic Images

P. Ravines, C.M. Wichern, J. Chen, USA (invited)

NIR Spectroscopy and Chemometrics for Non-Destructive Characterisation of Historical Paper

M. Strlič, T. Trafela, UK, D. Lichtblau, Germany, J. Kolar, Slovenia (invited)

Quantitative Hyperspectral Imaging of Historical Documents: Technique and Applications

R. Padoan, Th.A.G. Steemers, M.E. Klein, B.J. Aalderink, G. de Bruin, The Netherlands

Scientific Methodologies to Identify Art Prints

P. Cassinelli, L. Marras, C. Micheli, A. Pelagotti, Italy

A New Scientific Methodology for Provenancing and Authentication of 20th Century Photographs: Non-Destructive Approach

D.C. Stulik, A. Kaplan, USA

Session XVII: Imaging Methods

General and Painting

Modern Non-Destructive Physical Methods for Paintings Testing and Evaluation

R.Gr. Maev, D. Gavrilov, A. Maeva, Canada, I. Vodyanoy, UK (invited)

European Technical Committee 346 - Conservation of Cultural Property - Updating of the Activity After a Three Year Period

V. Fassina, Italy (invited)

Non-Destructive Analyses for Modern Paintings: The Russian Avant-Garde Case

D. Pitzalis, I. Cassan, L. Thomas, France, A. Gianoncelli, Italy

Acoustic Emission Sensor for Direct Tracing of Damage in Historic Objects

Ł. Bratasz, S. Jakiela, M. Łukomski, R. Kozłowski, Poland

A Comparison of Light Microscopy Techniques with Scanning Electron Microscopy for Imaging the Surface Cleaning of Paintings

K.J. van den Berg, M. Daudin, I. Joosten, B. Wei, The Netherlands, R. Morrison, A. Burnstock, UK

Session XVIII: Imaging Methods and Monitoring Buildings

Monitoring of Moisture Content in Brickwork with Infrared Thermograph Method

J. Zach, J. Brozovsky, I. Sedlarova, Czech Republic

Investigation of Heritage Building Materials by Non-Destructive Methods

E. Grinzato, P. Bison, Italy, A. Tavukcuoglu, E.N. Caner-Saltık, Turkey

Integrated Surveys for the Analysis of the Deterioration in the Crypt of the Abbey of Montecorona - Italy

R. Cataldo, S. Siviero, G. Leucci, R. Pagiotti, P. Angelini, Italy

An Art in the Yard: The Stucco Forte. Historical Manufacturing Techniques and Methods of Conservation: The Shipyard Study of the SS. Annuziata's Church in Caiazzo (Italy)

M. Montuori, Italy

Monitoring and Prediction of Cultural Heritage Artifacts Conservation Status

R. Radvan, D. Ene, W. Maracineanu, M. Simileanu, C. Deciu, L. Angheluta, J. Striber, V. Dragomir, Romania

Understanding the Decay of 14th Century Magnesian Limestone Carvings in Yorkshire, UK

S.E. Pinchin, T. Curteis, D. Odgers, UK, E. Doehne, USA

Session XIX: NDT vs. DT I

Beauty is Only Skin Deep: Where NDT Can be a Compromise Too Far?

M.J. Ponting, UK

Analysis of Inorganic Materials from Paintings and Watercolours by Paul Cézanne from the Courtauld Gallery Using Two Methods of Non-Invasive Portable XRF with Light Microscopy and SEM/EDX Spectroscopy

A. Burnstock, E. Reissner, C. Richardson, UK, K.J. van den Berg, The Netherlands

Determination of Strontium Concentrations in Calcium-Based Grounds with XRF & ICP-MS

C. Namowicz, M. Walton, K. Trentelman, USA

Non-Destructive vs. Microchemical Analyses: The Case of Dyes and Pigments

Z.C. Koren, Israel (invited)

Historical, Microanalytical Evidences and Limits of Non-Invasive Technologies in Studying Gildings on 16th C Wall Paintings

G. Cavallo, M. Verda, Switzerland

Session XX: NDT vs DT II

Infrared Spectroscopic Analysis of Materials in Conservation and Archaeology

S. Weiner, Israel (invited)

Non-Invasive Mid-Infrared Fibre Optic Reflectance Spectroscopy Analysis of Painted Glass Magic Lantern Plates

R. Ploeger, D. Scalarone, O. Chiantore, Italy

Posters

Imaging Methods

1. **Determining the Strength of Solid Burnt Bricks in Historical Structures**
J. Brozovsky, J. Zach, J. Brozovsky, Jr., Czech Republic
2. **An Assessment of the Condition of Timber Structures**
J. Brozovsky, J. Brozovsky, Jr., J. Zach, Czech Republic
3. **Non-Destructive Investigations of Historical Plaster and Stonework in San Giovanni dei Napoletani Church in Palermo (Italy): Evaluation of the Exchange between Architecture and Environment by Thermography and Radar Survey**
R. Ollig, Germany, G.M. Ventimiglia, Italy
4. **Pre-Cleaning Identification of Muskets from Akko 1 Shipwreck by NDT and DT Methods**
D. Cvikel, J.J. Gottlieb, Y. Kahanov, A. Notea, Y. Shoef, Y. Shoef, G. Shoef, Israel
5. **Pre-Cleaning Identification of Anchors from Tantura F Shipwreck by NDT and DT Methods**
O. Barkai, J.J. Gottlieb, Y. Kahanov, A. Notea, Y. Shoef, Y. Shoef, G. Shoef, Israel
6. **Determination of Thermal Technical Properties of Organic Thermal Insulating Materials Built-in to Historical Buildings**
J. Zach, J. Brozovsky, I. Sedlarova, Czech Republic

Spectroscopy: IR, NIR, VIS UV Raman

7. **Characterization of Natural Aged Wood from Painting Supports by Spectroscopical Methods in the View of Diagnosis and Conservation**
C.M. Popescu, C. Vasile, Romania, C.M. Tibirna, Canada
8. **Analytical Investigation of the Painting Techniques Used in Icons of the Cretan School of Iconography**
I. Karapanagiotis, Sister Daniilia, E. Minopoulou, D. Mantzouris, S. Stassinopoulos, Greece, S. Wei, E. Rosenberg, Austria
9. **Dead Sea Scrolls: Materials Characterisation by Means of IR-ERS and Synchrotron Based μ -FTIR Spectroscopy**
A. Mašić, M. Ortolani, S. Coluccia, Italy, U. Schade, O. Hahn, Germany, I. Rabin, Israel
10. **Vibrational Study on Carbon Dioxide Sieved into the Sodalite B-Cage of Lapis Lazuli**
C. Miliani, A. Daveri, A. Sgamellotti, B.G. Brunetti, Italy
11. **UV-Vis-NIR Reflectance Spectroscopy of Red Lakes in Paintings**
C. Bisulca, M. Picollo, M. Bacci, D. Kunzelman, Italy

12. **The Influence of Organic Solvents on the Mechanical Properties of Alkyd and Oil Paint**
O. Fuesers, S. Zumbühl, Switzerland
13. **Ecclesiastical Garments of Mount Athos: History, Typology and Colouring Matters**
I. Karapanagiotis, Greece, C. Karydis, UK

XRF, SEM, CT, Radiography, PIXE, SY-radiation

14. **Examination of an Archaeological Attic Ceramic Fragment by 3D Micro PIXE - a New Analytical Technique for Depth Resolved Elemental Analysis**
R. Schütz, W. Malzer, B. Kanngießer, Germany, A.G. Karydas, D. Sokaras, Ch. Zarkadas, E. Aloupi, Greece, N. Grlj, P. Pelicon, M. Žitnik, Slovenia
15. **The Identification of the Lead White in the Mediaeval Polish Painting of the School of Gdańsk Pomerania by Means of INAA**
J. Olszewska-Świetlik, E. Pańczyk, L. Waliś, Poland
16. **Non-Destructive XRF Analysis of Pigments in a 15th Century Panel Painting**
A. Križnar, M.V. Muñoz, F. de la Paz, M.A. Respaldiza, M. Vega, Spain
17. **X-Ray Microtomography as an Imaging Tool in Cultural Heritage Studies**
E. Van de Casteele, V. Van der Linden, K. Janssens, Belgium, S. Bugani, Italy
18. **Using XRF for Semi-Quantitative Analysis in a Study of Delaminating Paint**
Y. Maor, A. Murray, Canada, B. Kaiser, USA
19. **Study of the Quaternary Alloys in the Cast of the Equestrian Statue of Bartolomeo Colleoni by Andrea Del Verrocchio (Venice 1480) Availing of EDXRF Systems**
L. Morigi, S. Ridolfi, Italy
20. **Light Element Mapping by μ XRF Spectrometry**
A. Gross, R. Tagle, Germany
21. **Absolute Measurement of the Coating Thickness with the Use of ED XRF Spectrometer**
A.S. Serebryakov, V.I. Koudryashov, V.Yu. Toropov, I.I. Malykh, A.P. Moroz, Russia
22. **The Characterization of Verdigris Pigment in Historic Documents - Study of Degradation**
C. Augusto, C. Casanova, S. Sequeira, E.J. Cabrita, Portugal
23. **The Sanctuary of Hera at River Sele Mouth: Non-Destructive Analysis of Archaeological Finds**
G. Greco, S. Ridolfi, G. Carotenuto, B. Ferrara, M. Franco, Italy
24. **Paja Jovanovic: A Painter from Serbia - A Data Base of Pigments**
M. Stojanovic, P. Petrovic, Serbia, S. Ridolfi, Italy

25. **A Non-Destructive Study of the Composition and Manufacturing Technology of Glasses and Enamels on Twentieth Century Portuguese Glass Vases**
I. Coutinho, A.M. Lima, S.S.F. Muralha, C. Carvalho, A. Pires de Matos, Portugal
26. **Evaluation of Conservation Treatments for Archaeological Waterlogged Wooden Artefacts**
S. Bugani, M.P. Colombini, G. Giachi, F. Modugno, L. Morselli, Italy, P. Cloetens, France, K. Janssens, E. Van de Casteele, Belgium
27. **Silver Tarnishing: Do Real Contexts Validate Model?**
P.M. Homem, Portugal
28. **Optically Detected X-Ray Absorption Spectroscopy - A Technique for Monitoring Heritage Metal Surfaces**
M. Dowsett, G.K.C. Jones, N. Poolton, UK, A. Adriaens, Belgium
29. **Restoration and Conservation of Outdoor Bronze Monuments: Diagnosis and Non-Destructive Investigations**
G. D'Ercoli, M. Marabelli, V. Santin, A. Buccolieri, G. Buccolieri, A. Castellano, G. Palamà, Italy
30. **Hand-Held XRF for the Preliminary Screening of Early Romanesque Frescoes in Slovakia**
D. Hradil, J. Hradilová, S. Švarcová, E. Kotulanová, Czech Republic
31. **The Ascarelli Crown in Rome's Jewish Museum, Historical and Artistic Considerations and Non-Invasive EDXRF Diagnostic Investigations**
D. Di Castro, A. Morelli, S. Ridolfi, Italy
32. **Non-Destructive Investigation of Old Graphics Paper with the Use of X-Art M Analyzer**
S.V. Sirro, Russia
33. **Determination of Gold Leaf Thickness of Pre-Colombian Gilded Copper Objects by Energy-Dispersive X-Ray Fluorescence Spectra**
R. Cesareo, A. Brunetti, S. Ridolfi, Italy

Multi Instrumental Analysis

34. **Colourants, Pigments and Glazes: Studying Underglaze Decorated Tiles from 19th Century Iran**
S. Röhrs, J. Tate, L. Troalen, G. Martin, B. Pretzel, UK, I. Reiche, C. Boust, France, F. Voigt, Germany
35. **Classification of the Typologies, Techniques and Materials of the Applied Brocades of the Altarpieces of Gipuzkoa by Means of the Analytical Techniques of Laboratory**
A. Rodriguez-López, F. Bazeta Gobantes, Spain

36. **Assessment of Timber Structures in Service, by Using Combined Methods of Non-Destructive Testing Together with Traditional Ones**
L. Palaia, J. Monfort, R. Sánchez, L. Gil, Á. Álvarez, V. López, S. Tormo, C. Pérez, P. Navarro, Spain
37. **Deterioration Phenomena of Black Limestone Exposed to Indoor Environment**
S. Kramar, B. Mirtič, Slovenia
38. **A Survey on the Polychromy and Previous Treatments of the XIV Century Marble Arca Avoscano in the Belluno Cathedral (IT)**
V. Fassina, M. Mazza, P. Cornale, Italy
39. **Definition of Standard Procedures for the Diagnostic Analysis of Marble Surfaces in Indoor Environments: The Case Study of the “Veiled Christ” (1753) in Naples**
S. Ridolfi, Italy
40. **A Spectroscopic Non Invasive Study of the Pre-Columbian Cospi Codex**
A. Sgamellotti, C. Miliari, B.G. Brunetti, D. Dominici, Italy
41. **Restoration of the Funeral Monument of Pope Sixtus IV by Antonio Pollaiuolo (1493) in the Vatican Basilica: Non Invasive and Microdestructive Analysis - An Operation Protocol**
G.E. Gigante, D. Artioli, D. Ferro, N. Gabrielli, G. Guida, S. Guido, M. Guiso, G. Mantella, S. Ridolfi, Italy
42. **Mural Paintings of Ajanta Caves, Part II: Non-Destructive Investigations and Microanalysis on Execution Technique and State of Conservation**
D. Artioli, F. Capanna, A. Giovagnoli, M. Ioele, A. Marcone, M. Mariottini, E. Ozino-Caligaris, L. Rissotto, Italy, M. Singh, India
43. **Study of Some Albumen Photographic Prints**
L. Botti, D. Ferro, G. Impagliazzo, M. Placido, L. Residori, S. Ridolfi, D. Ruggiero, M.T. Tanasi, Italy
44. **Two Early Medieval Parchment Manuscripts - Study of Component Materials**
M. Geba, A.M. Vlad, A. Ioniuc, D.V. Manea, N. Vornicu, C. Bibire, Romania
45. **Micro-Stratigraphy of Copper-Based Archaeological Objects: Description of Degradation Mechanisms by Means of an Integrated Approach**
M. Quaranta, I. Sandu, Romania
46. **Some Observations on Armenian Papers and Their Conservation: Study of Microclimate Parameters and Morphology**
Y. Keheyan, Italy

Lasers, Chemical and Bio Analysis

47. **Analytical Characterization of Laser Irradiated Pigments**
L.F. Santos, A.M. Silva, R.M. Almeida, R. Bordalo, P. Morais, Portugal
48. **Comparative Study of Slowly Damage Surface**
D. Ene, C. Deciu, R. Rădvan, Romania

49. **Evaluation of Treatment Effects in Cold Plasma Applied in the Conservation Process of Cultural Heritage Objects through Scanning Electron Microscopy**
A. Ioanid, E.G. Ioanid, A. Muresan, Romania
50. **Religious Polychrome Wood Objects Investigated/Restored Using Photonic Techniques**
M. Simileanu, W. Maracineanu, J. Striber, Romania
51. **Laser Vibrometry for Damage Identification in Historical Buildings**
M. De Fino, G. De Tommasi, Italy
52. **Evaluation of the Effect of High Frequency Plasma in the Conservation Treatments of Cultural Heritage Items with Organic Support**
D. Rusu, G. Ioanid, Romania
53. **Researches Regarding the Sources and Impact of the Atmospheric Pollution and Biodegradation on the Trei Ierarhi Monastery of Iasi**
N. Vornicu, C. Bibire, C. Oniscu, M. Geba, R. Diaconescu, Romania
54. **Analysis of VOC from Paper and Macromolecular Characterisation of Cellulose: An Integrated Approach to Paper Degradation**
A.L. Dupont, A. Lattuati-Derieux, C. Egasse, O. Ramalho, France
55. **Physical-Chemical Investigations of the Romanian Historical Parchment from the XVI-XIX Centuries**
L. Miu, M. Giurginca, P. Budrugeac, Romania
56. **Ion Chromatography - A Useful Non-Destructive Tool for Monitoring Aqueous Conservation Treatments of Cellulose Materials**
K. Perkiömäki, U. Knuutinen, T. Leppilahti, P. Ukkonen, Finland
57. **Contribution to Evaluation of New Type of Leather to be Used in the Restoration of Historical Objects**
V. Deselnicu, N. Melniciuc, S.S. Maier, M. Geba, A. Ioniuc, L. Albu, Romania
58. **NMR and Mechanical Studies of the Weather Resistance of UP Resins, Modern Contemporary Art Materials**
G. Stamatakis, A. Spyros, Greece, U. Knuutinen, K. Laitinen, A. Hääpä, Finland
59. **Biological Control of Anobium Punctatum in Infested Books, Using the Parasitoid Lariophagus Distinguendus**
A. Wilamowski, I. Kessler, I. Rabin, S. Nevarro, Israel, S. Prozell, Germany
60. **Researches in Churches from Grigorie Decapolitul Cave, Bistrita District, Romania**
D. Mohanu, I. Gomoiu, Romania
61. **Micro-Chemical Analysis of Air Pollutants for Preventive Conservation Research**
V. Kontozova-Deutsch, F. Deutsch, R. Van Grieken, Belgium, R. Godoi, Brazil
62. **The PestPatrol - Non-Destructive Diagnostic Method**
F. Pachys, Israel

General Test and Conservation

63. **Binding Materials Designed for Conservation and Restoration of the Mural Painting Support in the Rupestral Churches**
I. Mohanu, D. Mohanu, I. Gomoiu, Romania
64. **A New and Improved Cleaning Procedure for the Dead Sea Scrolls**
K.L. Rasmussen, C.T. Pedersen, F. Nielsen, Denmark, J. van der Plicht, The Netherlands, G. Doudna, USA
65. ***In Situ* Conservation by Cathodic Protection of Cast Iron Findings in Marine Environment**
C. Bartuli, R. Petriaggi, B. Davidde, E. Palmisano, G. Lino, Italy
66. **Ferruginous Raw Material Sources for Palaeolithic in Poland (Central Europe) - Provenance Studies: Occurrence, Litostratigraphy and Application**
J. Trąbska, A. Walanus, J. Ciesielczuk, L. Samek, E. Dutkiewicz, Poland
67. **The Architectures of Lucchesian Villas Gardens: Proposal of Conservation Procedure on a Diffused Heritage System**
L. Bolondi, S. Cassisa, Italy
68. **Daylighting for Museum, A Good Choice?**
J.J. Ezrati, France
69. **The Influence of Air Pollution on Museum Collections**
A. Ioniuc, Romania
70. **Stone Building Envelopes Performance Qualities: The “Sassi” of Matera (Italy)**
A. Guida, F. Fatiguso, A. Pagliuca, Italy
71. **A Non-Destructive Survey of Bratislava Antiphonaries Collection**
J. Hanus, M. Čeppan, Slovakia, H. Paulusová, M. Ďurovič, Czech Republic
72. **Dead Sea Scrolls in Transit**
M. Maggen, Israel
73. **Evaluation of Anoxic Environments for the Display and Storage of Works of Art on Paper**
J. Thomas, A. Lerwill, J.H. Townsend, S. Hackney, UK
74. **The Hellenic Society of NDT, The Non-Destructive Testing in Greece in Nowadays and the Way that the Ancient Greeks Used the NDT for their Materials Testing in Far Antiquity**
I.N. Prassianakis, Greece
75. **Study of VOC Emissions from New, Aged, and Differently Treated Parchment**
I.K. Cigic, Slovenia, M. Strlic, UK, I. Rabin, Israel, J. Kolar, Slovenia

BUILDING ENVELOPES PERFORMANCE QUALITIES: THE “SASSI” OF MATERA (ITALY)

Antonella Guida¹, Fabio Fatiguso^{2*}, Antonello Pagliuca^{2**}

¹ Department of Architecture, Planning and Infrastructures for Transport

School of Engineering, University of Basilicata,

Viale dell'Ateneo Lucano – 85100 Potenza, Italy

antonella.guida@unibas.it or architetto.guida@virgilio.it

² D.A.U. School of Engineering – Politecnico di Bari

Via Orabona, 4 - 70125 Bari, Italy

* f.fatiguso@poliba.it, ** a.pagliuca@poliba.it

ABSTRACT

As a constantly important feature of the architecture, in both formal and technical-building aspects, with which it has established a biunique relation, the stone has always been able to guarantee performance qualities suitable for living conditions in each single century. In time, the technological process, on one hand, and the complexity of anthropical activities, on the other, have caused the breaking of this relation, generating a more and more increasing demand for performances. This necessity, supported by an increasing complexity/stratification of building envelope and also by the use of materials no more directly available near the building area, has caused a change of the equilibrium between man and environment, consolidated in time.

The study faces the recovery theme of the historical and monumental building, characterized by an “imposing” envelope, in which all the performance are entrusted at the same component and/or material (the stone masonry), pointing out the formal aspects, strongly correlated with static and technological ones. The complexity of this approach, also referred to restraints imposed by the built heritage, do not allow a wide range of solutions, and fix the necessity to value the envelope characteristic restoration and implements a possibility to developed the building performance. This is reversible and compatible choice, fully respectful of environmental characteristics. The aim of the research is to verify, by means of a series of tests for monitoring the “comfort indoor”, how it is possible to obtain performance requirements corresponding to quality standards that the residence requires, even in a particularly important architectural context, as the ancient “Sassi” of Matera.

INTRODUCTION

The architectural culture has always been characterized by the use of stone. In fact the buildings substantiate the symbiotic relationship between this material and architecture; this relationship becomes an expression of identity and belonging to a specific place where each building, both historical and new construction, point out the context in which it is included.

The stone use in the architectural field has produced numerous - highly complex and heterogeneous - applications; in the past, it was used mainly as structural material.

Then it has been gradually losing this feature to perform a purely formal one, mainly determined by the introduction of new materials and technologies in the modern building systems. In fact, the technological process, on the one hand, and the complexity of human activities, on the other hand, have broken off the relationship between architecture and stone. It has generated a growing performance request to building envelope, in terms of quality, wellbeing and comfort "indoor", which could no longer be satisfied by the stone used in a "traditional way". This requirement, also substantiated by the use of materials not directly available near the construction site, leads a change of balance between man and environment, well established over the time. Vice versa, today, the stone use becomes no more a “forced” choice, but a "rational" choice, because it is able to transform the architecture in a hallmark of a particular place. So, the concept of architecture as a construction product of particular place,

gradually regains credit and application. In this process, undoubtedly the natural stone becomes one of the main references to the modern architectural culture.

The research - included in a being widest research - aims to determine the methodological and operating recovery aspects of the ancient “Sassi di Matera”. It starts from a morphological analysis of specific architectural environment, aiming to assess the possibility of obtaining the performance requirements required by the residence quality standards, even in the buildings built using traditional construction systems, that are expression of this symbiotic relationship between man and environment, above said. Through tests “in situ” to monitor the comfort "indoor" (as defined by UNI EN ISO 7730 1997 and UNI EN ISO 7726 2002, the EEC Directive No. 106/89), the research aims to highlight the ways in which a building envelope, realized by local stone, is able to guarantee a good wellbeing condition and remarkable quality performance.

FROM STONE TO ITS "ANTHROPIZATION": THE “SASSI DI MATERA”

The man work don't traces simply the existing environment, but changes it producing a interventions stratification, based on management - not always harmonious – of the surrounding space. And this transformation process is an irreversible step that is appointed to change definitively the environment structure, changing its shape. In fact, in some areas of southern Italy, and especially in the area of “Murgia di Matera”, terracing and shepherd shelter, the archaic methods to defend oneself from the heat and cold, to preserve the products, to collect the water and to carry it in tanks, represents a yet identifiable matrix on which grows the urban fabric, despite the countless stratifications, produced by the different interventions, prevents from understanding the original shape.

From excavated structures it passes, afterwards, at the implementation of the built structures, initially imagined as a natural continuation of the first one. Then they reach their formal and typological autonomy. And this is the process that has overseen the growth and development of the ancient “Sassi di Matera”, in which the relationship between excavated structures and built structures reaches its highest expression and morphological formalization.

They stands on the eastern slope of “Murge di Matera” and seem “to fall” into one of those karst ravines that are called locally “gravine”. These ravines furrow the surrounding upland in a regular way and grant a particular character to the city as a part of the entire landscape, helping to define its unique stratigraphy and lithology. The eastern side shows the horizontal stratification of dense and crystal limestone, which form the Apulian upland. They are surmounted for a short distance by a pliocene calcareous sandy soils, that are a clear yellowish color, locally known as “tufo”.

This particular stone gives to the city its architectural uniqueness. Distinctive characteristic of this unique urban cluster is the coexistence of structures built and excavated into the rock, which extended further on the cave entrance, they become an independent elements and realize the basic constructive cell, called “lamia” or “lamione ”. This one room structure, characterised by a considerable thickness bearing walls on the long sides, supporting the stone vaults. The only illumination source is the opening access. It has an internal configuration space quite similar to the cave, but it seem to be a “built cave”, not “excavated cave”.

The advantages and disadvantages of each other on one hand, and the circumstance that the cave excavation provides materials for the “lamione” construction, justifying the reason so the two types continue to coexist without completely replacing one another [10].

They seem to be able to provide good thermal insulation and optimal thermal and hygrometrical conditions, thanks to the inner part of masonry, realized by a inconsistent materials. The not load-bearing masonry in front part has several openings, as the main door and a little window above the door to guarantee the lighting.

The same type of wall characterized the behind part of “lamione”. The front wall has a particular shape that is reminiscent of the natural slope of the rock on which it was developed. In fact, the house shape is substantially influenced by the relationship between the rocky slope and the excavated cave. Its more frequent image shows the “lamione” leaning against the slope, almost it is a external continuation of the excavated structures, as said above.

In some cases it also appears on the isolated flat ground. It usually presents two levels not communicating between them: the lower level is spreading outside the cave and it has access from the bottom road, while the upper level is shaped as an isolated house and it has access from the top road [9].

THE BUILDING ENVELOPE STONE: THE "TUFO"

The natural stone that constituted the “Sassi di Matera” is the “tufo”, as said above, a biocalcarene consisting of shells and calcareous fossils and microfossils. The limestone sediments are massive or stratified according to the places in which they are. They have a size and a cementation level that are different from place to place [3]. According to the texture and toughness, the local “tufo” can be divided into different varieties: tenacious (i.e. “mazzaro” or “carparo”); “fossilifera” (size and content of fossil remains variable); “fine grains” (different shades of color and toughness not recognizable by the naked eye). The variety of toughness “tufo” in “Sassi di Matera” is not present, excluding some important buildings even if for some architectural details, like basements or ground attacks, corner connections or closing corners of the walls, bracket and corbels, arch of doors and windows: therefore it is used for those elements that are subject to collision or accelerated wear [4].

Most of the buildings, instead, use a fine grain type of “tufo”. The two different typologies of “tufo” differ in the constituents size: the first one it is represented mainly by conglomerates and micro conglomerates; the second one it is represented from sandy limestone. These two rock varieties are typically characterized by high porosity and a particular form of deterioration. It shows itself in the formation of cavities, interconnected between them and not evenly distributed. The masonry surfaces affect to this deterioration - also determined by anthropic and environmental factors as well as ascent capillary phenomena - are often covered by a powder disintegration.

The easy workability of local stone has always allowed the use of square blocks. The art of Matera builder consisted in use of a several measures stone blocks. They realized a no longer than a few millimeters mortar mitre joints, as it is usual between reasonably squared stones. Unlike the rough stone wall, where the stone unevenness between a stone ashlar and the other one leaves gaps that must be filled with mortar. The “opus quadratum” used in Matera presents on the wall surface a carefully drawn close blocks that has a very small mortar thickness. Instead, interior spaces between ashlar stone and the other one are usually filled with good mortar slivers to reconstruct structural continuity, using inconsistent material [5].

The wall cavities, even if partially filled with inconsistent material, improve the isolation and transpiration wall capacity but form, at the same time, a weakness point of the static structure. The scrap part, that is the 20-30% of total production and comes from cutting, it is often recovered to achieve fills and collected or - more rarely - it is reduced in a dust, called “tufina”, to prepare the mortar and plasters.

THE BUILDING ENVELOPE AND THE COMFORT "INDOOR"

As it is well known, the indoors air can be more polluted and harmful to humans than the external one, because, in addition to external pollutants, in the internal part of building there are different harmful agents, whose danger is often underestimated. To the chemical pollutants (carbon monoxide, carbon dioxide, etc.) or physical pollutants (gas radon, natural and artificial electromagnetic fields), jointed the biological pollutants (mold, bacteria, fungi, etc.). The importance of high internal air quality (IAQ - Indoor Air Quality) is even greater when it considers that the urban population spend 90-95% of their time in confined environments.

This is a wide problem and for a long time to the bio-medical attention. In 1987 the World Health Organization has recognized the Sick Building Syndrom (SBS) and the Building Related Illness (BRI) and defined them as a complex of symptoms that occur in one or more occupants of the same building.

This highlights the importance of the design process and the need to define a building envelope that is able to satisfy the requirements required from contemporaries quality standards. The building envelope, in fact, acting as a "osmotic filter" with the outside environment, becomes the regulator of inner thermal and hygrometrical conditions, securing an indoor wellbeing. It is the same in the case of recovery of built heritage, and is particularly important when they are equipped with special historical and architectural values. The research aims to verify how, even in a significant architectural area - as the ancient "Sassi di Matera" - it is possible to achieve satisfying performance requirements required to the current standard applied to housing [8].

The main environmental parameters that affect air quality in confined environments are the internal temperature, relative humidity, ventilation, artificial lighting, soundproofing, the absence of pollutants gas such as carbon dioxide, products of combustion, volatile organic compounds (now commonly referred to by the acronym VOC-Volatile Organic Compounds) and radon. In this analysis, it reports the first results of the evaluation of internal temperature, relative humidity and the presence of radon.

THE CASE STUDY: THE "SASSO BARISANO" IN MATERA

The case of study (Fig. 1) includes the terraced valley that develops in the direction of West, in "Sasso Barisano", at the bottom of the cliff, called "Civita", and involves two lines of the expansion of the original medieval core of the city: the "Casale Vetere " and the "Casale". The original landscape morphology was more articulated and complex than the present one; over time has been transformed into a series of enclosures that depart from the main routes to the rock ridge of "Civita".

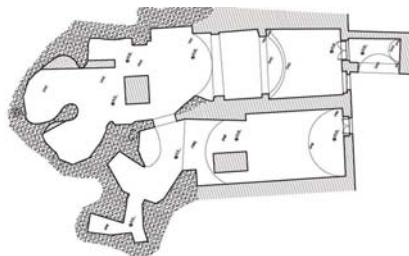


Figure 1 – The case study

The area is located in a strategic position between "Sasso Barisano" and "Sasso Caveoso" and behind "via dei Fiorentini", and grow on 6 levels with a surface of about 1000 mq each one. Having identified some homes - both recovered and currently inhabited - it proceeded to the

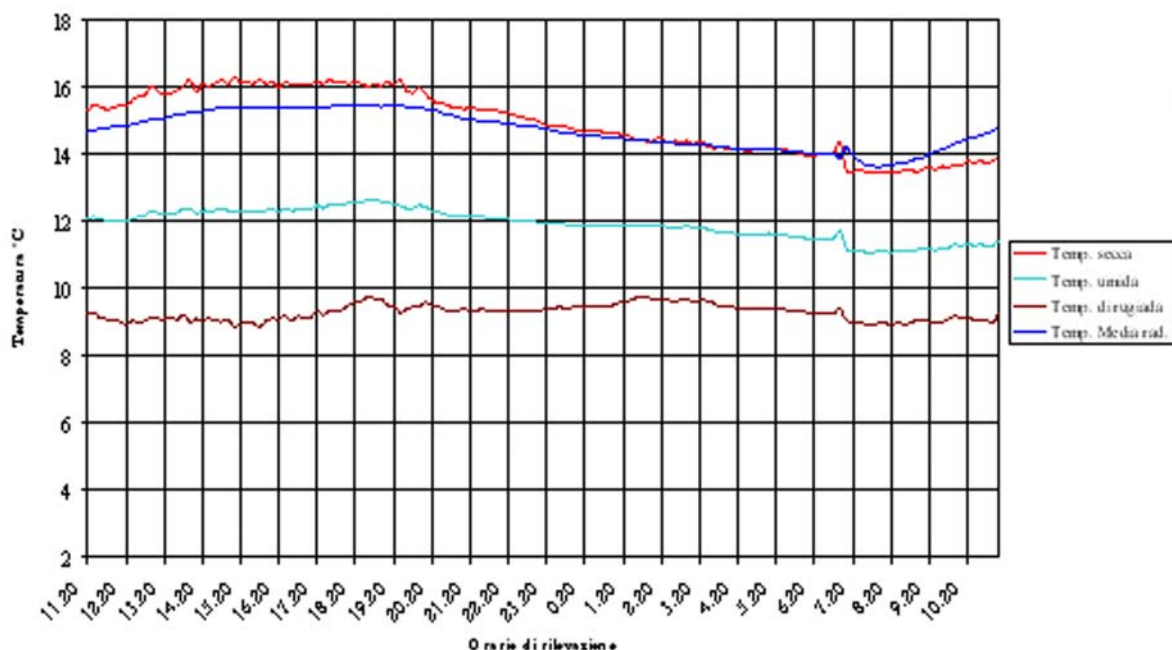
verification and monitoring of comfort indoor in this kind of structure, completely built with “tufo”. The considered area, realized with typical local constructive systems, is established entirely by local stone and not shows any type of pathology [6] [7].

The measurements were made using an instrument called BABUC (fig. 2) in an enough deep underground structure and they were collected in five days (in the last week of April). The data acquisition occurred in continuously, every 10 minutes. The sampling period was chosen on the environment conditions; in environments where variables detected remain largely constant in the day, as in this case, it is enough a measure of 10 - 15 minutes for each “homogeneous” area. The areas could be considered "homogeneous" if, at an given moment, the air temperature, the average radiant temperature, the air speed and the relative humidity can be considered uniform.



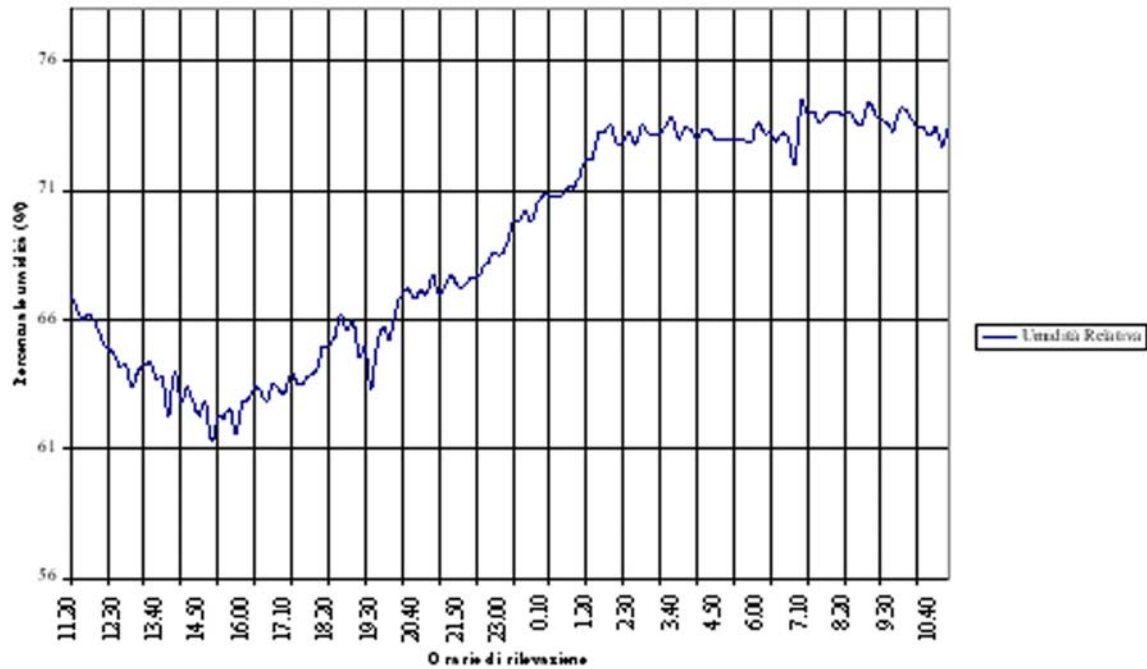
Figure 2 – BABUC

The unit BABUC was positioned at the center of the room, with sensors placed at 1,5 m on the floor, away by transient or not relevant to the assessment factors. The diagram show a relative stability of values; the comparison between the various measurements point out that the relative value and the average temperature is consistently contained within the set of values (20-25 ° C), that are considered optimal from the norm UNI EN ISO 7730 1997, "Moderate thermal environments.



Determination index PMV and PPD and specific conditions thermal wellbeing" and the more recent UNI EN ISO 7726, 2002, "Ergonomics of thermal environments - Tools for measuring physical quantities".

The results, reported in Tables A and B, indicate that both the temperature and the relative humidity of the air in the room where the test is carried out, they seems to guarantee the indoor wellbeing. Additional measurements, made in other environments and in different climatic conditions [1] [2], seem to point out the same characteristic. This information shall be confirmed and "systematized" by further measurements campaigns.



Tables B

In the same environment, it has been tested the measuring to verified the presence of gas radon. It is a gas produced by the decay of the uranium and is everywhere in soil and rocks, particularly those of volcanic origin in granites, in sandstone, in "tufo", all used as building materials. The radioactivity associated with each type of material or environment is measured in bequerels (Bq). The monitoring of radon is carried out through the use of passive detectors with baskets to activated charcoal, with a detector PACKARD PICO-RAD (fig. 3), which is a preliminary inspection device for measuring the radon concentration in inner part of a building.



Figure 3 - Detector PACKARD PICO-RAD

The methodology followed in this tests consisted, as in the previous case, in direct survey concentration of radon in the building through the arrangement of detectors at various levels. The test follows the directives of the Agency for the Environment of the United States (EPA), about their employment procedures, maintaining, for example, the external doors and windows closed and placing at least two detectors next to each other.

After the detectors were brought in a radiation protection laboratory where was measured the radon level detained inside baskets of activated charcoal. In the basket were added to 10 ml of sparkling cocktails, and after 8 hours, were carried out measures with a scintillation counter. The calibration factor used by the laboratory, is provided by PAKARD, the same that returns the average concentration of radon in the air expressed in pCi /l.

However, the method used is valid only for quick response quality control, considering the low exposure time. The real control of radon average concentration should be based on measures conducted for a period of one year, after the identification of potentially dangerous areas, using a method as PICO-RAD. The European Community, with the Recommendation 143, 21 February 1990, and the EURATOM No 99/143, adopted by Leg. No 17/03/1995 230, "Implementation of directives 89/618/Euratom 90/641/Euratom, 92/3/Euratom in the field of ionizing radiation," established criteria for the protection of the people against exposure to indoor radon. The National Institute of Health, with the collaboration of ENEA, made in the 1994 sample survey in Italy analysing over 4000 houses distributed in 210 municipalities, noting an average concentration of Radon of 77 Bq / mc; only in 1% of the cases were found a concentration above 400 Bq / m, which is the threshold value established by the norm.

If the values is higher than that fixed by the standard, it is necessary to proceed with precautions interventions in the case of built heritage, even if some researchers have recently applied to the World Health Organisation (WHO) to lower this limit to 200 Bq / mc for new construction.

Luogo	PIC #	Concentrazione Radon		Media Bq/m ³	Netto Bq/m ³	Incertezza A %, k=1	Incertezza B %, k=1	Incertezza totale %, k=2
		pCi/l	Bq/m ³					
Locale 1.2-5	300	4,8	177,6	186,85	44,4	7,00	5,33	17,59
	301	5,3	196,1					
Locale 1.3-3	310	4,6	170,2	168,35	25,9	1,55	5,33	11,10
	311	4,5	166,5					
Locale 2.1-2	320	5	185	177,6	35,15	5,89	5,33	15,89
	321	4,6	170,2					
Locale 3.8-4	330	4,8	177,6	203,5	61,05	18,00	5,33	37,54
	331	6,2	229,4					
Locale 3.6-3	340	5,6	207,2	201,65	59,2	3,89	5,33	13,19
	341	5,3	196,1					
Locale 4.2-3	350	4,9	181,3	175,75	33,3	4,47	5,33	13,90
	351	4,6	170,2					
Locale 5.2-5	360	4,5	166,5	173,9	31,45	6,02	5,33	16,07
	361	4,9	181,3					
Testimone	380	3,9	144,3	142,45		1,84		
Testimone	390	3,8	140,6					

Tables C

The analysis of the results, as pointed out in Table C, shows that the values of the radiation level moves from minimum values of 25.9 Bq/m³ to maximum values of 61.05 Bq/m³, characteristic values of an area with a low level of gas radon.

CONCLUSIONS

The results, although they should be necessarily repeated and extended for a better validation and confirmation of the obtained data, show that the parameters governing the indoor comfort seem to assume in “Sassi di Matera” values respectful of recent regulations guidance. A key role is carried out by building envelope that, in addition to marking and note the relationship “osmotic” with the environment, becomes the means to guarantee the housing and residential requirements required by daily life.

The “Sassi di Matera”, therefore, seem to be almost a model of "bioarchitecture", where natural stone, used "with wisdom", carries out the role of environmental regulation. The research, hereinafter, must systematize data collected and deepen the study of "Sassi model" in order to reach the definition of methodological approaches and operational solutions for the recovery of internal quality performance in similar contexts.

REFERENCES

1. Buchicchio C., 1997, tesi di laurea, “Problemi tecnologici e di risanamento igienico nel recupero dei Sassi di Matera: un caso di studio”, Matera, Italy;
2. Cannarile. M., 1995, tesi di diploma, “Il risanamento da umidità dei Sassi di Matera: diagnosi e ipotesi di intervento su un ipogeo”, Matera, Italy;
3. Cotecchia V., 1974, Studio geologico-tecnico e stato di conservazione, in “Concorso Internazionale per la sistemazione dei Sassi di Matera”, Matera, Italy;
4. Laureano P., 1993, Giardini di pietra. I Sassi di Matera e la civiltà mediterranea, Torino;
5. Giuffrè A., Carocci C., 1997, Codice di pratica per la sicurezza e la conservazione dei Sassi di Matera, La Baitta, Matera, Italy;
6. Guida A., 2006 “Retrieval, revaluation and tenable development of early twentieth century municipal building throughout the territory of Lucania”, in “Intervenire sul patrimonio edilizio: cultura e tecnica”, pp.235-246, ISBN 88-7661-718-3, ed. Celid
7. Guida A., Fatiguso F., Guida F., De Fino C., 2005 “Il Castello di Cancellara, castrum seu fortilitium. Una proposta metodologica per la tutela e la valorizzazione”, ISBN 88-87687-47-1, Ed.Ermes Potenza, Italy
8. Guida A., Mecca I., 2005 “Innovazione nelle tecniche e nei processi costruttivi tradizionali per la riconversione turistica e residenziale dei Sassi di Matera”, in “Architectural Haritage and Sustainable Development of Small and Medium Cities in South Mediterranean Regions”, Collana Architettura, Ed. ETS Firenze, pp.443-458, ISBN 88-467-1199-8
9. Pagliuca A., Guida A., Fatiguso F., (2007), “Changes in use in the traditional architecture: a way to an appropriate rehabilitation. Experiences in the “Sassi” of Matera.”– in proceedings of the III° International Conference on Architecture and Building Technologies “Regional Architecture in the Mediterranean Area” – June 15-16, 2007, Ischia, Italy;
10. Pagliuca A., Guida A., Fatiguso F., (2007), “Traditional Architecture Conservation within the System of Modernity: the “Sassi” of Matera.”– in proceedings of the Rehabimed Conference 2007 “Traditional Mediterranean Architecture - Present e Future” – July 12-15, 2007, Barcelona, Spain, ISBN 84 87104 79 7